



# SCV110H

SCV110H<sub>E</sub>  
SCV110H<sub>F</sub>

PARTS CATALOGUE

**2**

---

**FOREWORD INDEX**

**1**

---

**ENGINE GROUP**

**2**

---

**FRAME GROUP**

**3**

---

**PART NUMBER INDEX**

**4**

---

**PART NAME INDEX**

**5**

---



**Instruction for use of parts catalogue**

- **This parts catalogue has been created as of May 01, 2015.**
  - Since this date, the sales practice for repair parts may have been changed or the parts may have been eliminated (listed for those not for sale).
  - The modified information is reflected on the latest Electronic Parts Catalogue (EPC). Also, refer to the parts catalogue news for any change.
  - See the parts catalogue news for any revision that is made after May 01, 2015.
- **Always specify the part number when ordering a part.**
  - Check the model, type, serial numbers, color, maker, and the size as needed before ordering a part.
  - Note that the illustrations (part drawings) can differ from the actual parts in shape. They are given just to help you to refer to the parts.
- **When modifications or additions to this parts catalogue are made, a revised edition will be issued at an appropriate time, with successively progressing revision numbers on the cover. We recommend obtaining such revisions in order to keep your parts catalogue up-to-date at all times. To check whether a parts catalogue revision has been issued, please contact your Honda distributor.**

Initial version issue date  
June 10, 2013  
**Honda Motor Co., Ltd.**

**CONTENTS**

	Page	Address No.
● Instruction for use of parts catalogue .....	1	B 1
● How to refer to the part information .....	2	B 2
● Part catalogue structure .....	3	B 3
● When the parts were revised.....	5	B 5
● Abbreviations used in the parts catalogue.....	5	B 5
● Part block and serial number check .....	6	B 6
● Models, parts catalogue codes and applicable serial numbers .....	7	B 7
● Color chart.....	8	B 8
● Fuel hose, general purpose hoses and vinyl hose.....	11	B11
● FLAT RATE SERVICE TIME.....	15	B15
● Illustrated index .....	20	C 4
● ENGINE GROUP.....	26	D 1
● FRAME GROUP.....	48	F 1
● PART NO. INDEX.....	87	I 1
● PART NAME INDEX.....	91	J 1

**1**

**2**

**3**

**4**

**5**

**1**

How to refer to the part information

A Reference with "Illustrated index"

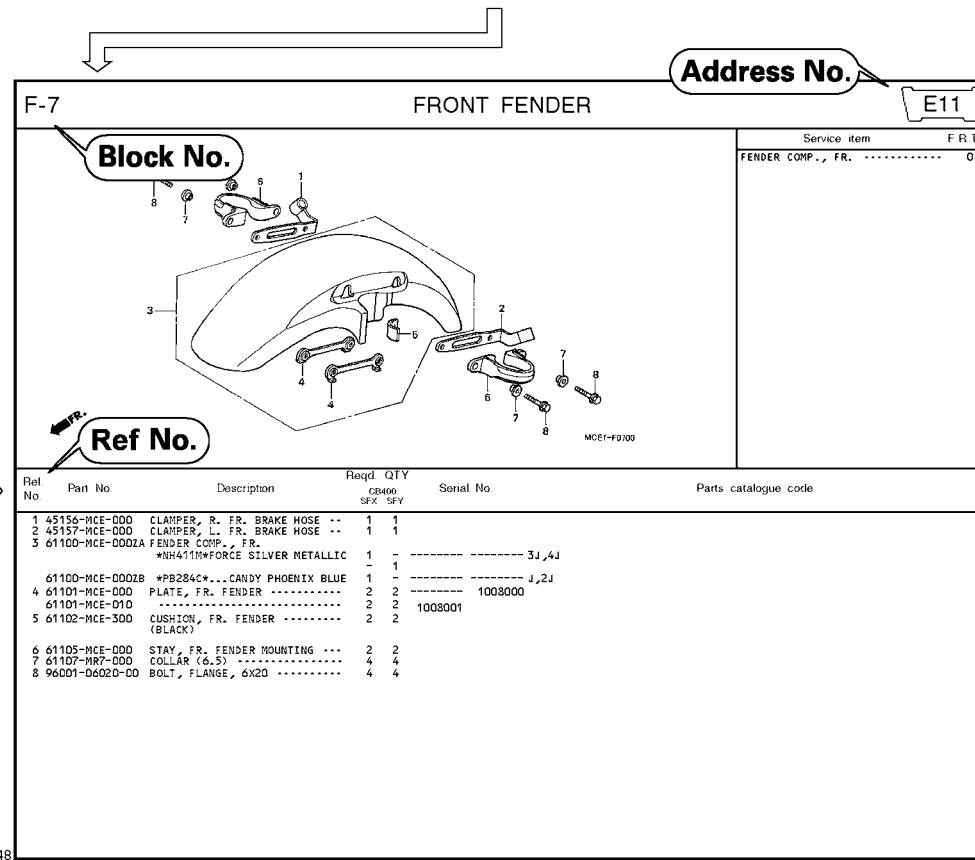


B Reference with "Part number index"

PART NO. INDEX								
Part Number	Address	Page	Ref.	Part Number	Address	Page	Ref.	F
04000				13323-MY9-751	C12	28	10	14921
04911-MCE-000	C10	26	1	13324-MY9-751	C12	28	10	14931
				13325-MY9-751	C12	28	10	14931
				13327-MY9-751	C12	28	10	14931
06000				14000				14931
06405-MY9-P00	F13	67	3	14100-MCE-000	B13	13	2	14931
06405-MY9-P10	F13	67	3	14200-MCE-000	B13	13	3	14931
06410-MY9-860	F2	56	1	14321-MCE-000	B16	16	2	14931
06435-MCE-006	F1	55	1	14401-MCE-003	B16	16	3	14931
06451-769-405	E13	51	2	14510-MBE-000	B16	16	4	14941
06451-443-405	F1	55	2	14520-MY9-691	B16	16	5	14941
06451-MA7-405	E13	51	1	14524-MY9-690	B16	16	6	14941
06455-MCE-006	E13	51	3	14546-MCE-000	B16	16	7	14941
				14620-MY9-691	B16	16	8	14941
11000				14711-MCE-000	B13	13	4	14941
11210-MCE-000	C9	25	1	14712-MCE-000	B13	13	5	14941
11330-MCE-305	C2	18	1	14721-MCE-000	B13	13	6	14941
11333-KT8-000	C6	22	1	14722-MCE-000	B13	13	7	14941
11335-MCE-000	C2	18	2	14730-MCE-000	B13	13	8	14941
11360-MCE-000	C7	23	1	14731-MCE-000	B13	13	9	14941
11365-MCE-000	C7	23	2	14731-MY9-751	B13	13	10	14941
11396-MY9-000	C2	18	3	14751-KY2-000	B13	13	11	14941
11631-MCE-000	C5	21	1	14751-MCE-000	B13	13	12	14941
11691-MY9-000	C5	21	2	14761-MCE-000	B13	13	13	14941

C Reference with "Part name index"

PART NAME INDEX								
Part name	Address	Page	Ref.	Part name	Address	Page	Ref.	Pz
[ A ]				BOLT , CHANG I				
ADJUSTER , CHAIN	F13	67	5	BOLT , CLUTC H				
ARM COMP. , SEA R CHANGE	F10	64	1	BOLT , CONNECT				
ARM , L. MAIN STEP	F11	65	8	BOLT , DISK , 6				
ARM , L. PILLI O STEP	F11	65	12	BOLT , DISK , 8				
ARM , R. MAIN STEP	F11	65	5	BOLT , DRAIN I				
ARM , R. PILLI O STEP	F11	65	11	BOLT , FLANG E				
AUT O DOC K ASSY. , FUEL	F4	58	2	BOLT , FLANG E				
AXLE , FR. WHEEL	E14	52	3	BOLT , FLANG E				
AXLE , RR. WHEEL	F2	56	5	BOLT , FLANG E				
[ B ]				BOLT , FLANG E				
BAG , AIR PRESSUR E GAUGE	F67	77	4	BOLT , FLANG E				
BAG , SERVICE BOOK	F67	77	1	BOLT , FLANG E				
BAG , TOOL	F67	77	3	BOLT , FLANG E				
BALL , STEEL	F11	65	20	BOLT , FLANG E				
BAND A , INSULATOR	B11	11	11	BOLT , FLANG E				
BAND B , INSULATOR	B11	11	12	BOLT , FLANG E				
BAND , AIR CLEANER CONNECTING				BOLT , FLANG E				
BAND , U-LOCK	F8	62	22	BOLT , FLANG E				
BAND , WIRE	F16	70	5	BOLT , FLANG E				
	C10	26	14					
	E5	43	21					
	F4	74	1R					



Page No.

2000.09.01 E

Part catalogue structure

The diagram shows an exploded view of a front fender assembly. Callout 1 points to the fender body, 2 to the fender title, 3 to the fender assembly area, 4 to the service item table, 5 to the reference number column, 6 to the part number column, 7 to the Honda color code column, 8 to the description column, 9 to the assemblies section, 10 to the color description column, 11 to the note column, 12 to the required quantity column, 13 to the serial number column, and 14 to the parts catalogue code column.

Ref. No.	Part No.	Description	Reqd. QTY (3D-400 SFX SFX)	Serial No.	Parts catalogue code
1	45156-MCE-000	CLAMPER, R. FR. BRAKE HOSE ..	1 1		
2	45157-MCE-000	CLAMPER, L. FR. BRAKE HOSE ..	1 1		
3	61100-MCE-000ZA	FENDER COMP., FR. *NH411M*FORCE SILVER METALLIC	1 -	----- 3J,4J	
	61100-MCE-000ZB	*PB284C*...CANDY PHOENIX BLUE	- 1	----- J,2J	
4	61101-MCE-000	PLATE, FR. FENDER .....	2 2	1008000	
	61101-MCE-010	.....	2 2	1008001	
5	61102-MCE-300	CUSHION, FR. FENDER .....	2 2		
		(BLACK)			

① Address number

- Address No. is provided (in place of the page No.) to help you refer to the part with the part No. or part name.

② Block title ③ Block number

④ Service item/Flat rate time

⑤ Reference number

- Title number marked with the parenthesis or parentheses indicates that it continues from the previous page.

⑥ Part number ⑦ Honda color code

⑧ Description

⑨ Assemblies

- Sections framed with broken lines in the exploded view drawings are available as complete assemblies. (Their individual parts can also be obtained.)

⑩ Color description

⑪ Note

- Notes are shown with the parentheses in the part name column.

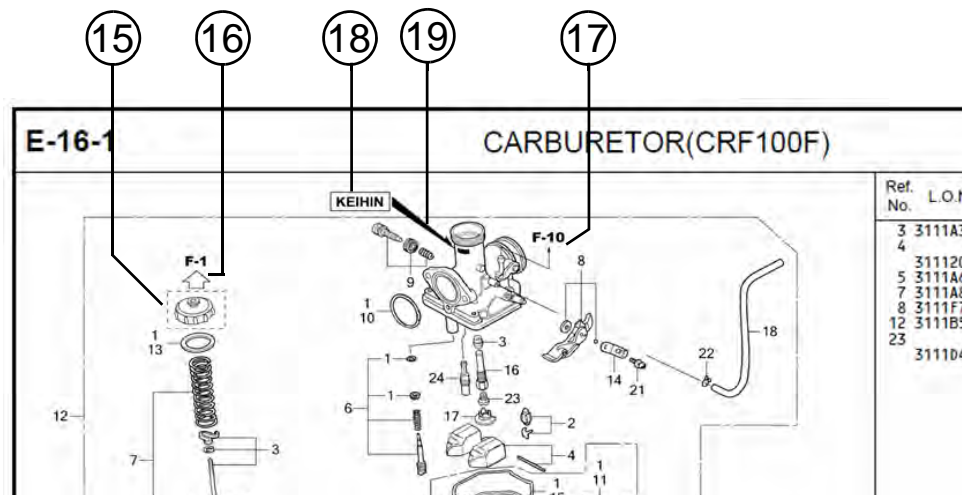
⑫ Required quantity

- Reqd. QTY shown in the parenthesis or parentheses indicates the optional part.
- Reqd. QTY marked with "N" indicates the optional part that should be selected as needed.
- Reqd. QTY indicates the number of the part used in the block.

⑬ Serial number

⑭ Parts catalogue code

- When the parts catalogue code column is blank, it indicates that the part is applicable to all codes.



⑮   
 • Parts enclosed within a dotted line are covered in a different block.

⑯   
 • A hollow arrow indicates the block No. for the parts enclosed within a dotted line .


⑰   
 • A solid arrow indicates the block No. the part in question is connected to.

⑱ **Replacement Identification Information for Designated Part No.**

⑲ **Location of Replacement Identification Information for Designated Part No.**

- If an arrow mark is indicated in 19, the part is incompatible with a different part No.
- Make sure to order the part of the same manufacture, including the component part.
- To make an order, indicate the part No., which includes the symbol displayed on the applicable section of the part to be replaced.

**When the parts were revised**



Ref. No.	Part No.	Description	Reqd. QTY		Serial No.
			CB400 SFX	SFY	
1	45156-MCE-000	CLAMPER, R. FR. BRAKE HOSE ..	1	1	
2	45157-MCE-000	CLAMPER, L. FR. BRAKE HOSE ..	1	1	
3	61100-MCE-000ZA	FENDER COMP., FR. *NH411M*FORCE SILVER METALLIC	1	-	-----3J,4J
	61100-MCE-000ZB	*PB284C*...CANDY PHOENIX BLUE	1	-	-----J,2J
4	61101-MCE-000	PLATE, FR. FENDER (###).....	2	2	-----1008000
	61101-MCE-010	.....	2	2	-----1008001
5	61102-MCE-300	CUSHION, FR. FENDER ..... (BLACK)	2	2	
6	61105-MCE-000	STAY, FR. FENDER MOUNTING ...	2	2	
7	61107-MR7-000	COLLAR (6,5) .....	4	4	
8	96001-06020-00	BOLT, FLANGE, 6X20 .....	4	4	

The number has been used from the initial model without revision.

When shown at the left side, it is applicable to the models of No.1008001 and the subsequent numbers.

When shown at the right side, it is applicable to the models up to No.1008000.

The parts listed with "###" at the end of the parts name have limited supply period (parts not for sale).

**Abbreviations used in the parts catalogue**



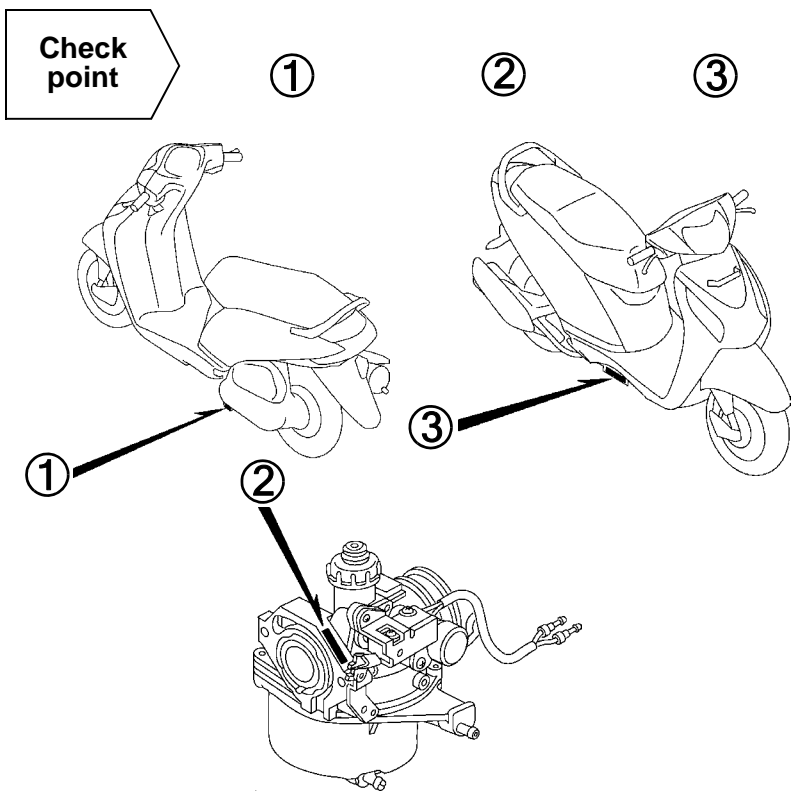
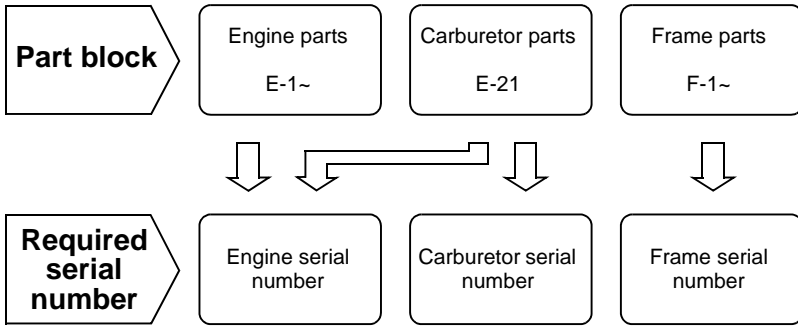
\* "L." or "R." in the description of a part stands for the LEFT hand side or the RIGHT hand side. Determine the left or right as if you were in the motorcycle seat.

**The following abbreviations are used in this parts catalogue.**

- A ..... Ampere
- ABS ..... Anti-lock brake system
- A.C. .... Alternating current
- A.M. .... Attaching mark
- ASSY. .... Assembly
- C.D.I. .... Capacitive discharge ignition
- COMP. ... Complete
- D.C. .... Direct current
- EX. .... Exhaust
- FR. .... Front
- G ..... Gram
- HEX. .... Hexagonal
- IN. .... Inlet
- KPH ..... Kilometers per hour
- L. ....Left
- L (100L) .Link (100 Links)
- L.E.D. ....Light emitted diode
- MM .....Millimeter
- MPH .....Miles per hour
- R. ....Right
- RR. ....Rear
- STD. ....Standard
- T (22T) ...Tooth (22 Teeth)
- TCS .....Traction control system
- T.M. ....Transcript mark
- V .....Volt
- W .....Watt
- WL .....With labelling
- WOL .....Without labelling



Part block and serial number check



### Models, parts catalogue codes and applicable serial numbers

Models, parts catalogue codes and applicable serial Nos. given in this parts catalogue can be identified as follows.

Parts with parts catalogue codes are exclusive for models destined for countries designated.

If no area codes are listed, parts are for common use.

Model	Parts catalogue code	Type	Applicable engine serial No.	Applicable frame serial No.	Applicable carburetor serial No.
SCV110HE	ID	India	JF48E-0000001~0999999	ME4JF481BD8000001~D8999999	PB5LV A
SCV110Hf	3ID	India	JF48E-1000001~	ME4JF484DF8000001~	PB5TD A
	ID		JF48E-1000001~	ME4JF483DF8000001~	

\* Of carburetor/throttle body identification numbers, only the portions underlined in the example below are used for registration.

PB5LV A KC ア

## Color chart

- When ordering a colored part, refer to the chart below and use a part number consisting of the relevant basic part number to which has been added a part color code.

## SCV110H (SCV110HE)

No.	MODEL		SCV110HE							
	COLOR		Pearl sunbeam white NH-A66P	Exotic purple metallic P-104M	Alpha red metallic R-316M	Autumn beige metallic RP-193M	Applicable model		Applicable block No.	Ref. No.
	CODE		NHA66	P104	R316	RP193	Initial applicable model	Final applicable model		
	Name of colored parts	Basic part No.								
1	COVER SET, FR. TOP	64300-K32-900	ZC	ZA	ZD	ZB			F-12	2
2	COVER SET, L. BODY	83200-K32-901	ZC	ZA	ZD	ZB			F-15	9
3	COVER SET, R. BODY	83100-K32-901	ZC	ZA	ZD	ZB			F-15	8
4	COVER, FR. HANDLE	53205-K32-900	ZD	ZC	ZA	ZB			F-9	3
5	COVER, L. FLOOR SIDE	64330-K32-900	ZD	ZC	ZA	ZB			F-14	4
6	COVER, L. FR.	64305-K32-900	ZD	ZC	ZA	ZB			F-12	5
7	COVER, R. FLOOR SIDE	64320-K32-900	ZD	ZC	ZA	ZB			F-14	3
8	COVER, R. FR.	64304-K32-900	ZD	ZC	ZA	ZB			F-12	4
9	FENDER SET, FR.	61000-K32-900	ZC	ZA	ZD	ZB			F-11	1
10	GRIP, RR.	77300-K32-900	ZA	ZA	ZA	ZA			F-15	6
11	MARK	86611-K32-900	ZA	ZB	ZB	ZB			F-48	2
12	MARK, BODY COVER	86832-K32-900	ZA	ZA	ZA	ZA			F-48	3
13	MARK, HET	86833-KWP-D00	ZA	ZA	ZA	ZA			F-48	4
14	MARK, HONDA	86101-K32-900	ZA	ZB	ZB	ZB			F-48	1
15	SEAT COMP., DOUBLE	77200-K32-901	ZA	ZA	ZA	ZA			F-24	2

SCV110H (SCV110HF).....3ID

No.	MODEL		SCV110HF					
	COLOR		Pearl amazing white NH-B63P	Orchid purple metallic P-105M	Applicable model		Applicable block No.	Ref. No.
	CODE				Initial applicable model	Final applicable model		
	Name of colored parts	Basic part No.	NHB63V	P105				
1	COVER COMP., RR. HANDLE	53250-K32-F20	ZA	ZB			F-9	11
2	COVER SET, FR. TOP	64300-K32-F20	ZB	ZA			F-12	2
3	COVER SET, L. BODY	83200-K32-F20	ZB	ZA			F-15	9
4	COVER SET, R. BODY	83100-K32-F20	ZB	ZA			F-15	8
5	COVER, CENTER	80151-K32-F20	ZA	ZB			F-15	7
6	COVER, FR. HANDLE	53205-K32-900	ZG	ZE			F-9	3
7	COVER, INNER	81131-K32-F20	ZA	ZB			F-12	6
8	COVER, L. FLOOR SIDE	64330-K32-900	ZG	ZE			F-14	4
9	COVER, L. FR.	64305-K32-900	ZG	ZE			F-12	5
10	COVER, R. FLOOR SIDE	64320-K32-900	ZG	ZE			F-14	3
11	COVER, R. FR.	64304-K32-900	ZG	ZE			F-12	4
12	FENDER SET, FR.	61000-K32-F20	ZB	ZA			F-11	1
13	GRIP, RR.	77300-K32-900	ZA	ZA			F-15	6
14	MARK	86611-K32-900	ZA	ZB			F-48	2
15	MARK, BODY COVER	86832-K32-F00	ZB	ZB			F-48	3
16	MARK, HET	86833-KWP-D00	ZA	ZA			F-48	4
17	MARK, HONDA	86101-K32-900	ZA	ZB			F-48	1
18	SEAT COMP., DOUBLE	77200-K32-F01	ZA	ZA			F-24	2
19	STEP, FLOOR	64310-K32-F20	ZA	ZB			F-14	2
20	STRIPE, L. BODY COVER	86836-K32-F20	ZB	ZA			F-48	8
21	STRIPE, R. BODY COVER	86835-K32-F20	ZB	ZA			F-48	6



## SCV110H (SCV110HF).....ID

No.	MODEL		SCV110HF							
	COLOR		Black	Pearl amazing white	Alpha red metallic	Autumn beige metallic	Applicable model		Applicable block No.	Ref. No.
	CODE		NH-1	NH-B63P	R-316M	RP-193M	Initial applicable model	Final applicable model		
	Name of colored parts	Basic part No.	NH1	NHB63	R316	RP193				
1	COVER COMP., RR. HANDLE	53250-K32-F20	ZB	ZB	ZB	ZB			F-9	11
2	COVER SET, FR. TOP	64300-K32-F00	ZA	ZC	ZD	ZB			F-12	2
3	COVER SET, L. BODY	83200-K32-F00	ZA	ZC	ZD	ZB			F-15	9
4	COVER SET, R. BODY	83100-K32-F00	ZA	ZC	ZD	ZB			F-15	8
5	COVER, CENTER	80151-K32-F20	ZB	ZB	ZB	ZB			F-15	7
6	COVER, FR. HANDLE	53205-K32-900	ZF	ZG	ZA	ZB			F-9	3
7	COVER, INNER	81131-K32-F20	ZB	ZB	ZB	ZB			F-12	6
8	COVER, L. FLOOR SIDE	64330-K32-900	ZF	ZG	ZA	ZB			F-14	4
9	COVER, L. FR.	64305-K32-900	ZF	ZG	ZA	ZB			F-12	5
10	COVER, R. FLOOR SIDE	64320-K32-900	ZF	ZG	ZA	ZB			F-14	3
11	COVER, R. FR.	64304-K32-900	ZF	ZG	ZA	ZB			F-12	4
12	FENDER SET, FR.	61000-K32-F00	ZA	ZC	ZD	ZB			F-11	1
13	GRIP, RR.	77300-K32-900	ZA	ZA	ZA	ZA			F-15	6
14	MARK	86611-K32-900	ZB	ZA	ZB	ZB			F-48	2
15	MARK, BODY COVER	86832-K32-F00	ZA	ZB	ZB	ZB			F-48	3
16	MARK, HET	86833-KWP-D00	ZA	ZA	ZA	ZA			F-48	4
17	MARK, HONDA	86101-K32-900	ZB	ZA	ZB	ZB			F-48	1
18	SEAT COMP., DOUBLE	77200-K32-F01	ZA	ZA	ZA	ZA			F-24	2
19	STEP, FLOOR	64310-K32-F20	ZB	ZB	ZB	ZB			F-14	2
20	STRIPE, L. BODY COVER	86836-K32-F00	ZA	ZC	ZD	ZB			F-48	7
21	STRIPE, R. BODY COVER	86835-K32-F00	ZA	ZC	ZD	ZB			F-48	5

## Fuel hose, general purpose hoses and vinyl hose

- The standard part fuel hose, general purpose hose and vinyl hose may be substituted by the coiled bulk part.
- When ordering the standard part fuel hose, general purpose hose and vinyl hose use the bulk part number written in the parts catalogue in brackets ( ) underneath the part name, or use the catalogue below.  
(The bulk part standard length is 1 m, however, those displayed in the catalogue < > are available in 3 m and 8 m lengths.)
- When exchanging the hose, cut and use at the specified length as mentioned in the part name.  
(For the method of cutting the bulk part, and method of filling out orders etc., please refer to the service manual and the instructions issued with the bulk part.)
- The list below is a catalogue of the standard part numbers and bulk part numbers. Note that those numbers are applicable to the listed replacement parts only.

Fuel hoses/Tubes			
Standard part No.	Bulk part No.	Bulk part	
		Inner diameter (mm)	Length (m)
95001-30xxx-2x	95001-30001-20M	3.0	1
95001-30xxx-3x	95001-30001-30M	3.0	1
95001-30xxx-4x	95001-30001-40M	3.0	1
95001-35xxx-2x	95001-35001-50M <95001-35003-50M>	3.5	1 3
95001-35xxx-3x	95001-35001-60M <95001-35003-60M>	3.5	1 3
95001-35xxx-4x	95001-35001-60M <95001-35003-60M>	3.5	1 3
95001-35xxx-5x	95001-35001-50M <95001-35003-50M>	3.5	1 3
95001-35xxx-6x	95001-35001-60M <95001-35003-60M>	3.5	1 3
95001-45xxx-2x	95001-45001-50M <95001-45003-50M>	4.5	1 3
95001-45xxx-3x	95001-45001-60M <95001-45003-60M> <95001-45008-60M>	4.5	1 3 8
95001-45xxx-4x	95001-45001-60M <95001-45003-60M> <95001-45008-60M>	4.5	1 3 8
95001-45xxx-5x	95001-45001-50M <95001-45003-50M>	4.5	1 3
95001-45xxx-6x	95001-45001-60M <95001-45003-60M> <95001-45008-60M>	4.5	1 3 8
95001-55xxx-2x	95001-55001-50M <95001-55003-50M> <95001-55008-50M>	5.5	1 3 8

Fuel hoses/Tubes			
Standard part No.	Bulk part No.	Bulk part	
		Inner diameter (mm)	Length (m)
95001-55xxx-3x	95001-55001-60M <95001-55003-60M> <95001-55008-60M>	5.5	1 3 8
95001-55xxx-4x	95001-55001-60M <95001-55003-60M> <95001-55008-60M>	5.5	1 3 8
95001-55xxx-5x	95001-55001-50M <95001-55003-50M> <95001-55008-50M>	5.5	1 3 8
95001-55xxx-6x	95001-55001-60M <95001-55003-60M> <95001-55008-60M>	5.5	1 3 8
95001-75xxx-2x	95001-75001-50M <95001-75003-50M>	7.5	1 3
95001-75xxx-3x	95001-75001-60M <95001-75003-60M> <95001-75008-60M>	7.5	1 3 8
95001-75xxx-4x	95001-75001-60M <95001-75003-60M> <95001-75008-60M>	7.5	1 3 8
95001-75xxx-5x	95001-75001-50M <95001-75003-50M>	7.5	1 3
95001-75xxx-6x	95001-75001-60M <95001-75003-60M> <95001-75008-60M>	7.5	1 3 8
95001-80xxx-2x	95001-80001-50M	8.0	1
95001-80xxx-3x	95001-80001-60M	8.0	1
95001-80xxx-4x	95001-80001-60M	8.0	1
95001-80xxx-5x	95001-80001-50M	8.0	1
95001-80xxx-6x	95001-80001-60M	8.0	1

Vinyl tube				
Standard part No.	Bulk part No.	Bulk part		
		Inner dia- meter (mm)	Outer dia-meter (mm)	Length (m)
95003-01xxx-3x	95003-01001-60M <95003-01003-60M>	2.9	6.8	1 3
95003-01xxx-60	95003-01001-60M <95003-01003-60M>	2.9	6.8	1 3
95003-03xxx-3x	95003-03001-60M <95003-03003-60M>	3.0	6.0	1 3
95003-03xxx-60	95003-03001-60M <95003-03003-60M>	3.0	6.0	1 3
95003-05xxx-3x	95003-05001-60M <95003-05003-60M> <95003-05008-60M>	3.5	6.5	1 3 8
95003-05xxx-60	95003-05001-60M <95003-05003-60M> <95003-05008-60M>	3.5	6.5	1 3 8
95003-07xxx-1x	95003-07001-10M <95003-07003-10M> <95003-07008-10M>	4.0	7.0	1 3 8
95003-07xxx-20	95003-07001-10M <95003-07003-10M> <95003-07008-10M>	4.0	7.0	1 3 8
95003-07xxx-3x	95003-07001-60M <95003-07003-60M> <95003-07008-60M>	4.0	7.0	1 3 8
95003-07xxx-60	95003-07001-60M <95003-07003-60M> <95003-07008-60M>	4.0	7.0	1 3 8
95003-07xxx-7x	95003-07001-70M <95003-07003-70M> <95003-07008-70M>	4.0	7.0	1 3 8
95003-08xxx-1x	95003-08001-10M <95003-08003-10M> <95003-08008-10M>	4.5	6.5	1 3 8
95003-09xxx-3x	95003-09001-60M <95003-09003-60M>	4.5	8.0	1 3
95003-09xxx-60	95003-09001-60M <95003-09003-60M>	4.5	8.0	1 3
95003-10xxx-1x	95003-10001-10M <95003-10003-10M>	5.0	8.0	1 3
95003-10xxx-20	95003-10001-10M <95003-10003-10M>	5.0	8.0	1 3
95003-10xxx-3x	95003-10001-60M <95003-10003-60M>	5.0	8.0	1 3
95003-10xxx-60	95003-10001-60M <95003-10003-60M>	5.0	8.0	1 3
95003-11xxx-3x	95003-11001-60M <95003-11003-60M> <95003-11008-60M>	5.0	9.0	1 3 8
95003-11xxx-60	95003-11001-60M <95003-11003-60M> <95003-11008-60M>	5.0	9.0	1 3 8
95003-12xxx-1x	95003-12001-10M <95003-12003-10M> <95003-12008-10M>	5.0	7.0	1 3 8
95003-12xxx-20	95003-12001-10M <95003-12003-10M> <95003-12008-10M>	5.0	7.0	1 3 8

Vinyl tube				
Standard part No.	Bulk part No.	Bulk part		
		Inner dia- meter (mm)	Outer dia-meter (mm)	Length (m)
95003-14xxx-1x	95003-14001-10M <95003-14003-10M>	6.0	9.0	1 3
95003-14xxx-20	95003-14001-10M <95003-14003-10M>	6.0	9.0	1 3
95003-14xxx-3x	95003-14001-60M <95003-14003-60M>	6.0	9.0	1 3
95003-17xxx-1x	95003-17001-10M <95003-17003-10M>	7.0	9.0	1 3
95003-19xxx-1x	95003-19001-10M <95003-19003-10M> <95003-19008-10M>	7.0	11.0	1 3 8
95003-19xxx-20	95003-19001-10M <95003-19003-10M> <95003-19008-10M>	7.0	11.0	1 3 8
95003-19xxx-3x	95003-19001-60M <95003-19003-60M> <95003-19008-60M>	7.0	11.0	1 3 8
95003-19xxx-60	95003-19001-60M <95003-19003-60M> <95003-19008-60M>	7.0	11.0	1 3 8
95003-21xxx-1x	95003-21001-10M <95003-21003-10M>	8.0	9.0	1 3
95003-21xxx-20	95003-21001-10M <95003-21003-10M>	8.0	9.0	1 3
95003-23xxx-1x	95003-23001-10M <95003-23003-10M>	8.0	12.0	1 3
95003-23xxx-20	95003-23001-10M <95003-23003-10M>	8.0	12.0	1 3
95003-23xxx-3x	95003-23001-60M <95003-23003-60M> <95003-23008-60M>	8.0	12.0	1 3 8
95003-23xxx-60	95003-23001-60M <95003-23003-60M> <95003-23008-60M>	8.0	12.0	1 3 8
95003-25xxx-1x	95003-25001-10M <95003-25003-10M>	9.0	11.0	1 3
95003-25xxx-20	95003-25001-10M <95003-25003-10M>	9.0	11.0	1 3
95003-25xxx-3x	95003-25001-60M <95003-25003-60M>	9.0	11.0	1 3
95003-25xxx-7x	95003-25001-70M <95003-25003-70M>	9.0	11.0	1 3
95003-27xxx-1x	95003-27001-10M <95003-27003-10M>	9.0	13.0	1 3
95003-27xxx-20	95003-27001-10M <95003-27003-10M>	9.0	13.0	1 3
95003-27xxx-3x	95003-27001-60M <95003-27003-60M>	9.0	13.0	1 3
95003-27xxx-60	95003-27001-60M <95003-27003-60M>	9.0	13.0	1 3
95003-33xxx-1x	95003-33001-10M <95003-33003-10M>	10.0	14.0	1 3
95003-33xxx-20	95003-33001-10M <95003-33003-10M>	10.0	14.0	1 3

Vinyl tube				
Standard part No.	Bulk part No.	Bulk part		
		Inner dia- meter (mm)	Outer dia-meter (mm)	Length (m)
95003-36xxx-1x	95003-36001-10M <95003-36003-10M> <95003-36008-10M>	11.0	13.0	1 3 8
95003-36xxx-20	95003-36001-10M <95003-36003-10M> <95003-36008-10M>	11.0	13.0	1 3 8
95003-37xxx-3x	95003-37001-60M <95003-37003-60M>	11.0	15.0	1 3
95003-37xxx-60	95003-37001-60M <95003-37003-60M>	11.0	15.0	1 3
95003-38xxx-1x	95003-38001-10M <95003-38003-10M>	12.0	13.0	1 3
95003-38xxx-20	95003-38001-10M <95003-38003-10M>	12.0	13.0	1 3
95003-39xxx-1x	95003-39001-10M <95003-39003-10M>	12.0	14.0	1 3
95003-39xxx-20	95003-39001-10M <95003-39003-10M>	12.0	14.0	1 3
95003-40xxx-20	95003-40001-10M <95003-40003-10M>	12.0	16.0	1 3
95003-40xxx-3x	95003-40001-60M <95003-40003-60M>	12.0	16.0	1 3
95003-40xxx-60	95003-40001-60M <95003-40003-60M>	12.0	16.0	1 3
95003-43xxx-1x	95003-43001-10M <95003-43003-10M> <95003-43008-10M>	13.0	15.0	1 3 8
95003-43xxx-20	95003-43001-10M <95003-43003-10M> <95003-43008-10M>	13.0	15.0	1 3 8
95003-45xxx-1x	95003-45001-10M <95003-45003-10M> <95003-45008-10M>	14.0	18.0	1 3 8
95003-45xxx-20	95003-45001-10M <95003-45003-10M> <95003-45008-10M>	14.0	18.0	1 3 8
95003-50xxx-1x	95003-50001-10M <95003-50003-10M>	16.0	19.0	1 3
95003-50xxx-20	95003-50001-10M <95003-50003-10M>	16.0	19.0	1 3
95003-50xxx-3x	95003-50001-60M <95003-50003-60M>	16.0	19.0	1 3
95003-55xxx-1x	95003-55001-10M <95003-55003-10M>	17.5	20.5	1 3
95003-55xxx-20	95003-55001-10M <95003-55003-10M>	17.5	20.5	1 3
95003-60xxx-1x	95003-60001-10M <95003-60003-10M>	22.0	27.0	1 3
95003-60xxx-20	95003-60001-10M <95003-60003-10M>	22.0	27.0	1 3
95003-60xxx-3x	95003-60001-60M <95003-60003-60M>	22.0	27.0	1 3
95003-60xxx-60	95003-60001-60M <95003-60003-60M>	22.0	27.0	1 3

General purpose hoses			
Standard part No.	Bulk part No.	Bulk part	
		Inner diameter (mm)	Length (m)
95005-11xxx-3x	95005-11001-30M	11.0	1
95005-11xxx-5x	95005-11001-50M	11.0	1
95005-12xxx-1x	95005-12001-10M <95005-12003-10M>	12.0	1 3
95005-12xxx-2x	95005-12001-20M	12.0	1
95005-12xxx-3x	95005-12001-30M	12.0	1
95005-12xxx-5x	95005-12001-50M	12.0	1
95005-14xxx-1x	95005-14001-10M	14.0	1
95005-14xxx-2x	95005-14001-20M <95005-14003-20M>	14.0	1 3
95005-14xxx-3x	95005-14001-30M	14.0	1
95005-14xxx-5x	95005-14001-50M	14.0	1
95005-17xxx-1x	95005-17001-10M	17.0	1
95005-17xxx-2x	95005-17001-20M	17.0	1
95005-17xxx-3x	95005-17001-30M	17.0	1
95005-17xxx-5x	95005-17001-50M	17.0	1
95005-30xxx-3x	95005-30001-30M	3.0	1
95005-30xxx-5x	95005-30001-50M	3.0	1
95005-35xxx-1x	95005-35001-10M <95005-35003-10M> <95005-35008-10M>	3.5	1 3 8
95005-35xxx-2x	95005-35001-20M	3.5	1
95005-35xxx-3x	95005-35001-30M	3.5	1
95005-35xxx-4x	95005-35001-10M <95005-35003-10M> <95005-35008-10M>	3.5	1 3 8
95005-35xxx-5x	95005-35001-50M	3.5	1
95005-45xxx-1x	95005-45001-10M <95005-45003-10M> <95005-45008-10M>	4.5	1 3 8
95005-45xxx-2x	95005-45001-20M	4.5	1
95005-45xxx-3x	95005-45001-30M	4.5	1

General purpose hoses			
Standard part No.	Bulk part No.	Bulk part	
		Inner diameter (mm)	Length (m)
95005-45xxx-4x	95005-45001-10M <95005-45003-10M> <95005-45008-10M>	4.5	1 3 8
95005-45xxx-5x	95005-45001-50M	4.5	1
95005-50xxx-3x	95005-50001-30M <95005-50003-30M>	5.0	1 3
95005-50xxx-5x	95005-50001-50M	5.0	1
95005-55xxx-1x	95005-55001-10M <95005-55003-10M> <95005-55008-10M>	5.3	1 3 8
95005-55xxx-2x	95005-55001-20M <95005-55003-20M>	5.3	1 3
95005-55xxx-4x	95005-55001-10M <95005-55003-10M> <95005-55008-10M>	5.3	1 3 8
95005-65xxx-1x	95005-65001-10M <95005-65003-10M>	6.5	1 3
95005-65xxx-2x	95005-65001-20M	6.5	1
95005-70xxx-3x	95005-70001-30M <95005-70003-30M>	7.0	1 3
95005-70xxx-5x	95005-70001-50M	7.0	1
95005-75xxx-1x	95005-75001-10M <95005-75003-10M>	7.3	1 3
95005-75xxx-2x	95005-75001-20M	7.3	1
95005-80xxx-1x	95005-80001-10M <95005-80003-10M>	8.0	1 3
95005-80xxx-2x	95005-80001-20M	8.0	1
95005-80xxx-3x	95005-80001-30M	8.0	1
95005-80xxx-5x	95005-80001-50M	8.0	1
95005-91xxx-3x	95005-91001-30M	12.0	1
95005-91xxx-5x	95005-91001-50M	12.0	1
95005-92xxx-3x	95005-92001-30M	12.0	1
95005-92xxx-5x	95005-92001-50M	12.0	1

NOTE: X is displayed to represent the omitted numerals and letters of the roman alphabet.

⊙ **CAUTION: It is DANGEROUS to confuse the fuel hose with the general purpose hose or vinyl hose.**

Never use a general purpose hose or vinyl hose in place of a fuel hose or vice versa. Always use the correct bulk part in the parts catalogue, according to the service manual or the instructions issued with the bulk part.



• Bulk part number of fuel hose, general purpose hose and vinyl hose.

(Example)

95001-75001-50M

Bulk part number: Refers to the bulk part.

Marking code (hose type): (fuel hose and general purpose hose)

Change code (for added hose): (Vinyl hose)

- Indicates number mark or change sequence, however, the code for the bulk part must be strictly 0 (zero).

Types of code:

- Fuel hose
  - 2: Red outside braid (3 mm inside dia. only)
  - 5: Black inside braid
  - 3: Red (3 mm inside dia. only)
  - 4: Ash gray with red stripe (3 mm inside dia. only)
  - 6: Black
- Vinyl hose
  - 1: Clear
  - 2: Black
  - 3: Light red
  - 6: Light red
  - 7: Pale black
- General hose
  - 1: Ash gray
  - 2: Ash gray
  - 3: Black
  - 5: Black

Lengths: 001: 1 m (standard)  
003: 3 m  
008: 8 m

I.D code: (fuel hose and general purpose hose)

- 30: 3.0 mm
- 35: 3.5 mm
- 45: 4.5 mm
- 50: 5.0 mm
- 55: 5.3 mm, 5.5 mm
- 65: 6.5 mm
- 70: 7.0 mm
- 75: 7.3 mm, 7.5 mm
- 80: 8.0 mm
- 11: 11 mm
- 91: 12 mm (outside dia. 15) mm
- 92: 12 mm (outside dia. 16) mm
- 12: 12 mm (outside dia. 17) mm
- 14: 14 mm
- 17: 17 mm

ID./OD. code: (vinyl hose)

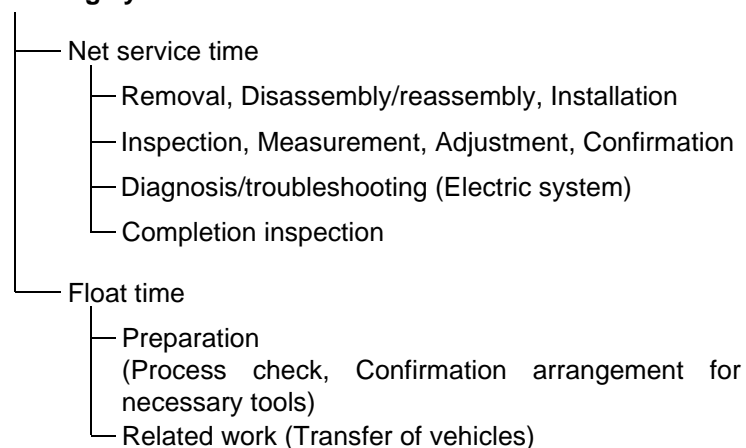
- 01: ID. 2.9, OD. 6.8 mm
- 03: ID. 3.0, OD. 6.0 mm
- 05: ID. 3.5, OD. 6.5 mm
- 07: ID. 4.0, OD. 7.0 mm
- 08: ID. 4.5, OD. 6.5 mm
- 09: ID. 4.5, OD. 8.0 mm
- 12: ID. 5.0, OD. 7.0 mm
- 10: ID. 5.0, OD. 8.0 mm
- 11: ID. 5.0, OD. 9.0 mm
- 14: ID. 6.0, OD. 9.0 mm
- 17: ID. 7.0, OD. 9.0 mm
- 19: ID. 7.0, OD. 11.0 mm
- 21: ID. 8.0, OD. 9.0 mm
- 23: ID. 8.0, OD. 12.0 mm
- 25: ID. 9.0, OD. 11.0 mm
- 27: ID. 9.0, OD. 13.0 mm
- 33: ID. 10.0, OD. 14.0 mm
- 36: ID. 11.0, OD. 13.0 mm
- 37: ID. 11.0, OD. 15.0 mm
- 38: ID. 12.0, OD. 13.0 mm
- 39: ID. 12.0, OD. 14.0 mm
- 40: ID. 12.0, OD. 16.0 mm
- 43: ID. 13.0, OD. 15.0 mm
- 45: ID. 14.0, OD. 18.0 mm
- 50: ID. 16.0, OD. 19.0 mm
- 55: ID. 17.5, OD. 20.5 mm
- 60: ID. 22.0, OD. 27.0 mm

Hose type: 1: Fuel hose  
3: Vinyl hose  
5: General hose

## FLAT RATE SERVICE TIME

Flat rate service time (FRT) means the standard time required to service a MC, which is listed in this manual to help the dealers control the actual working process and calculate the service charge by using it as a guide.

### FRT setting system



\* Float time is set by multiplying the net service time by a given coefficient.

### Editorial style

The service items shown in the text are listed with the exchange work time for the repair sales parts as the subject. Other representative service items not using repair parts (removal/installation, adjustment, inspection/measuring, and other work) are listed collectively in the list in the preface, classified according to the work.

### FRT setting standard

- Decimal system (in unit of 0.1) is adopted to set FRT as it is convenient to calculate the wage.  
Example: (0.1) → 6 minutes, (0.2) → 12 minutes  
[Labor cost per hour] x [FRT] = [Wage]
- FRT is set with a hand tool.
- Service items and FRT can be subject to change depending on development of tools and service equipment and improvement in service procedure.

### Work procedure

- As the work procedure is set with the work time according to the method in the separate Service Manual, refer to this Manual as required.
- Work methods permitting servicing in the shortest time still permitting assurance of safe work and product warranty are used for the setting of service items not listed in the Service Manual.
- Work basically is to be performed by one person, and when two or more people are required, setting is done as the total time for the number of people.
- The set value for the technological level of the workers uses a person with three years of experience in the repair of Honda vehicles as the standard.
- Special tools and service equipment used to set FRT are those specified or recommended in Service Manual.

### Service item whose FRT is not presented

- Accessories and service parts that are not listed to use in this manual.
- Locations with little aging deterioration or breakage during normal use.
- Service work that can be finished by one touch.
- Service work that is seldom done (i.e. extremely small causes of trouble and service frequency).

\* When FRT is not presented, please calculate wages based on appropriate actual work time

### Operation not included of FRT

- Oil and coolant water draining, Waiting time for warming up operation and etc..
- Additional operation that involves removal/installation of standard exterior equipment.
- Indirect time spent for service by visiting the customer, trade-in, and delivery of a MC.
- Indirect time required for ordering and delivery of parts.
- Cost for grease, adhesive agent, etc. used for service work.

**Explanation of FRT by using an example  
(The example may differ from the actual presented items)**

Ref. No.	L.O.N.	(Relative ref. Number) Description	F.R.T.
②	111118	(1, 3, 4, 7) CAMSHAFT ..... 4.5	②
③	111118A	⑥ • Includes: Valve clearance adjustment Replace rocker arm add ..... 1.0	⑤

- ① Reference No. of the illustration of part that shows location of the replacement work.
- ② FRT is an abbreviation of Flat Rate Time indicating the standard service time required for the replacement.
- ③ LON is an abbreviation of Labor Operation Number, and it is a classification of the service items by the work unit code.

The same operation code is used regardless of the models.

Standard operation is indicated with 6 digits code, and additional operation is indicated with 7 digits code.

- ④ Indicating the camshaft replacement and FRT4.5.
- ⑤ Indicating FRT1.0 that will be added when additional operation (replace rocker arm) is done in association with camshaft replacement.

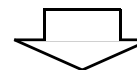
⑥ Indicating work contents that are included in the service item.

⑦ Indicating a reference No. whose operation and time are the same as FRT4.5 for the camshaft.

(The application range is limited to the service items without an LON setting within a same block.)

**How to refer to the service item by using the sample  
(camshaft replacement)**

Open to the page of the block where the camshaft's spare part illustration is shown.



Look for the camshaft illustration, and refer to the service item and FRT that agree with the reference No.

Indication mark for the listing of service items that continues to the following page

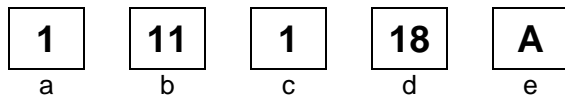
Ref. No.	L.O.N.	(Relative ref. Number) Description	F.R.T.
2	111118	CAMSHAFT .....	4.5
	.	.	.
	.	.	.

+  
Mark indicated at the last line.

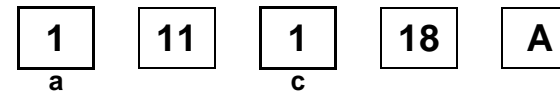
Indication of the block with no setting of FRT

Ref. No.	L.O.N.	(Relative ref. Number) Description	F.R.T.
NO INFORMATION .....			

• LON code system



- a) Category code..... Engine
- b) Location/function code ..... Engine upper
- c) Operation code..... Replace
- d) Operation sequence number (Unit code can be shown with alphabet) ..... camshaft (No regular rule of code)
- e) Additional code ..... replace rocker arm (No regular rule of code)



a) Category codes and classification

Code	Category
1	Engine
2	Transmission
3	Fuel & Exhaust
4	Frame & Body
5	Steering/Suspension
6	Electrical
7	Wheels/Brakes
8	Controls/instrument
9	-
0	-

c) Operation codes and classification

Code	Operation category
1	Replace, Removal/Installation, Change
2	Overhaul
3	Adjust, Balance
4	(Paint-related work: Top-coat)
5	Test, Inspect/diagnose, Measurement, Check
6	(Overhaul-related work: Rebore)
7	(Overhaul-related work: Reseal)
8	(Resurface)
9	(Paint-related work: Refinish)
0	Repair, Cleaning, Air bleeding

Major service items without using spare parts  
Removal/Installation, Adjustment, Inspection/Measurement, Overhaul, Other work

[ E: Engine, F: Frame ]

### \* OPERATIONS OTHER THAN REPLACING PARTS

#### • Removal/installation

Set for the configuration with the parts removed from the vehicle.

	LON	DESCRIPTION	FRT
E	1101E5	<b>TILTING ENGINE ASSEMBLY-REMOVAL/INSTALLATION</b> INCLUDES: All necessary adjustment	1.0
	3111D6	<b>CARBURETOR ASSEMBLY-REMOVAL/INSTALLATION</b>	0.4
	1101E6	<b>CRANKCASE SEPARATION</b> INCLUDES: Engine removal and installation	3.3

#### • Adjustment

	LON	DESCRIPTION	FRT
E	3113A0	<b>CARBURETOR IDLE-ADJUSTMENT</b>	0.1
	6143A1	<b>SPARK PLUG-ADJUSTMENT/CLEANING</b>	0.3
	1113A0	<b>VALVE CLEARANCE-ADJUSTMENT</b> NOTE: For 1 vehicle	0.5
F	6163A0	<b>HEADLIGHT-AIMING</b>	0.1
	7113A0	<b>FRONT BRAKE-ADJUSTMENT</b> EXCLUDES: Front brake shoe adjustment	0.1
	7113A0A	Adjust the equalizer add	0.3
	7113A1	<b>REAR BRAKE-ADJUSTMENT</b> EXCLUDES: Rear brake shoe adjustment	0.1
	7113A1A	Adjust the equalizer add	0.3
	3113A3	<b>THROTTLE OPERATION-ADJUSTMENT</b>	0.1

#### • Inspection/Measurement

	LON	DESCRIPTION	FRT
E	1115A0	<b>COMPRESSION PRESSURE-MEASUREMENT</b>	0.3
	3115A0	<b>CARBURETOR FLOAT LEVEL-MEASUREMENT</b>	0.5
	6145A0	<b>IGNITION TIMING-INSPECTION</b>	0.2
F	6105A0	<b>BATTERY-CHECKING OF ELECTROLYTE LEVEL &amp; CHARGE</b>	0.2

#### • Overhaul

Work condition: The required Measurements, inspections, adjustments, and cleaning/washing of each part are performed, including the main body removal/installation work and the replacement of defective parts.

	LON	DESCRIPTION	FRT
E	311200	<b>CARBURETOR-OVERHAUL</b> INCLUDES: All necessary adjustment	0.7

#### • Other work

	LON	DESCRIPTION	FRT
E	1130A1	<b>OIL FILTER SCREEN-CLEANING</b>	0.1

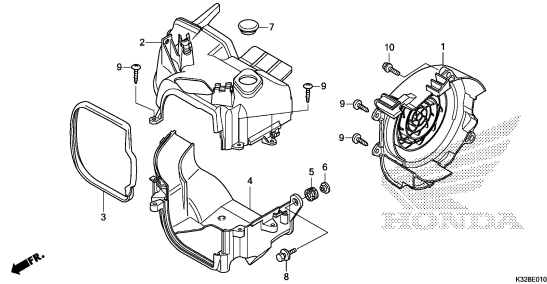
# ENGINE GROUP

C 4

E-1

SHROUD/FAN COVER

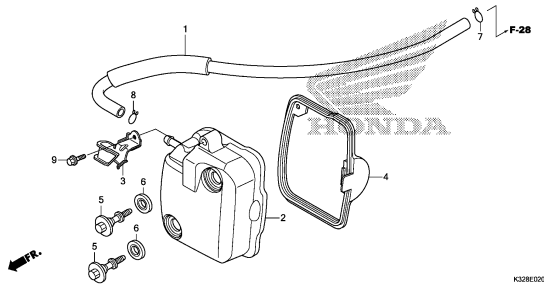
D 1



E-2

CYLINDER HEAD COVER

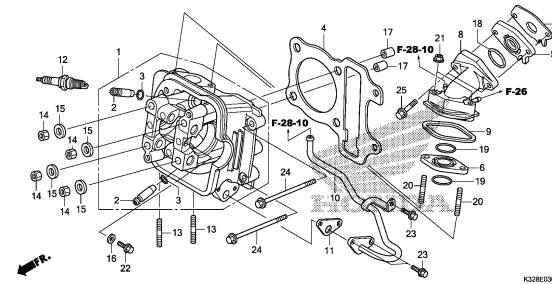
D 2



E-3

CYLINDER HEAD

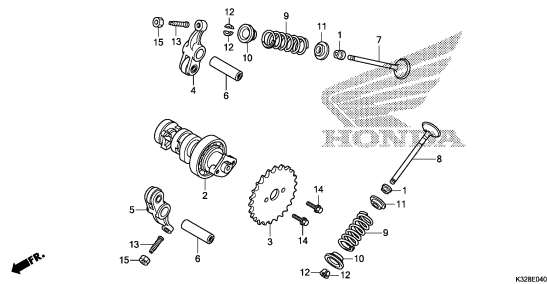
D 3



E-4

CAMSHAFT/VALVE

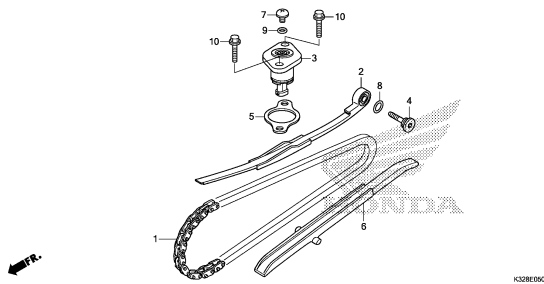
D 5



E-5

CAM CHAIN/TENSIONER

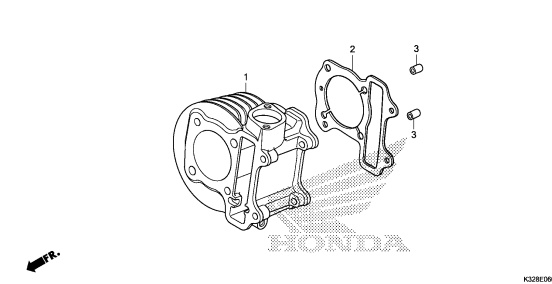
D 7



E-6

CYLINDER

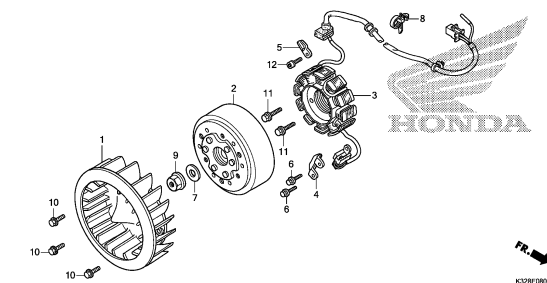
D 8



E-8

GENERATOR

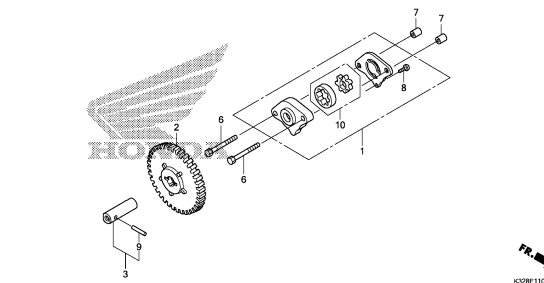
D 9



E-11

OIL PUMP

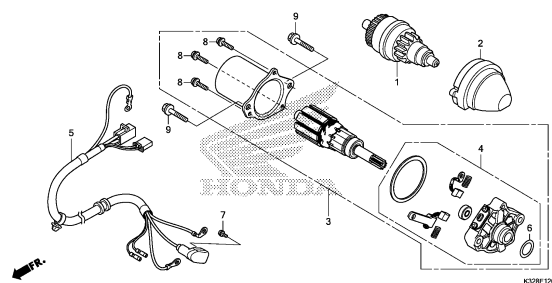
D10



E-12

STARTING MOTOR

D11



2

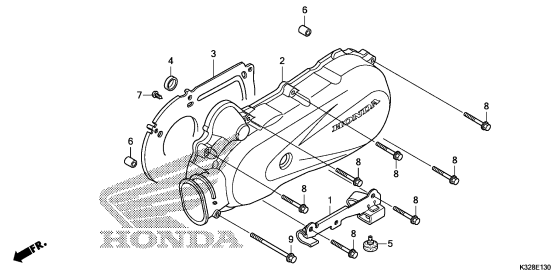
# ENGINE GROUP

C 5

E-13

LEFT CRANKCASE COVER

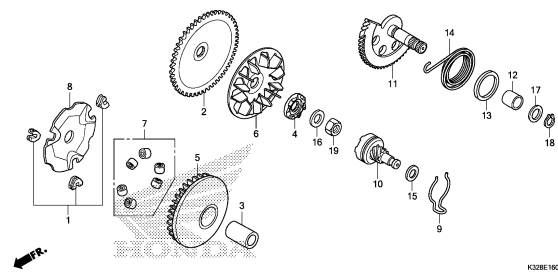
D12



E-16

DRIVE FACE

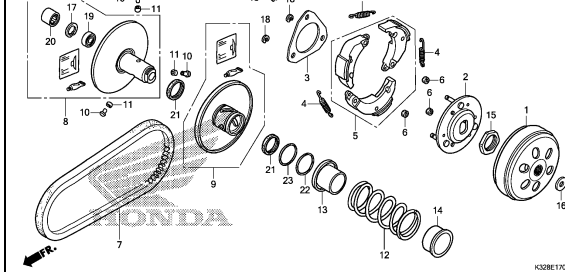
D13



E-17

DRIVEN FACE

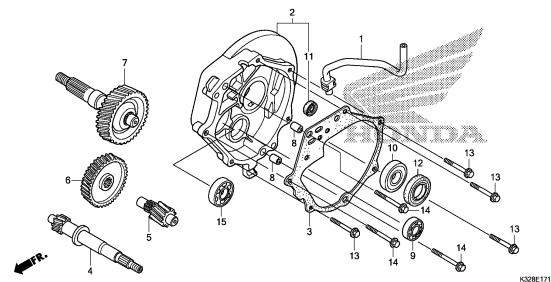
D14



E-17-10

TRANSMISSION

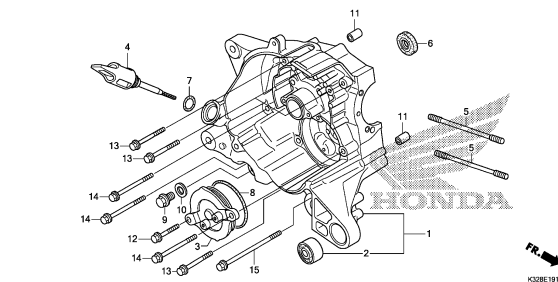
D16



E-19-10

RIGHT CRANKCASE

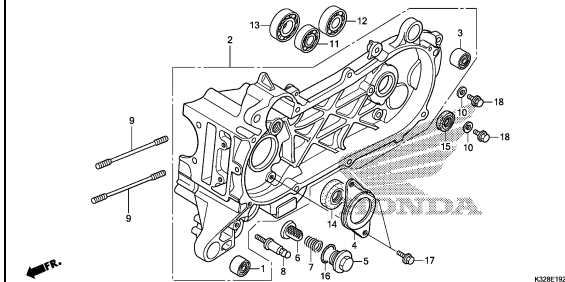
E 2



E-19-20

LEFT CRANKCASE

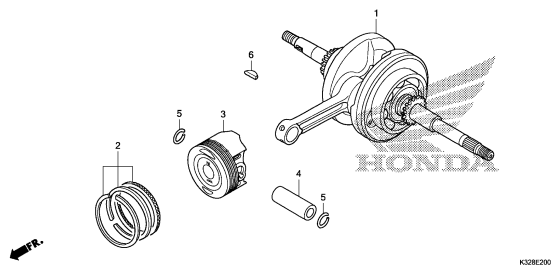
E 3



E-20

CRANKSHAFT/PISTON

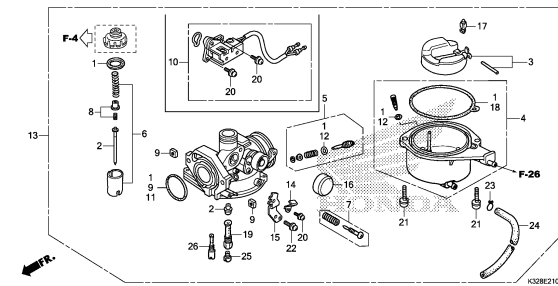
E 4



E-21

CARBURETOR

E 5



2



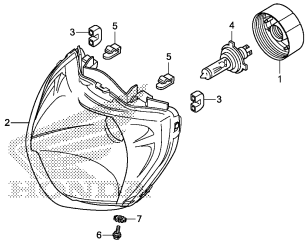
# FRAME GROUP

C 6

F-1

HEADLIGHT

F 1

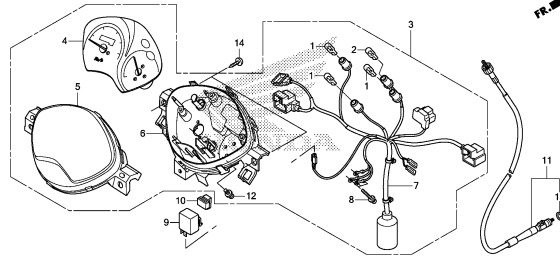


K32BF0100

F-2

METER

F 2

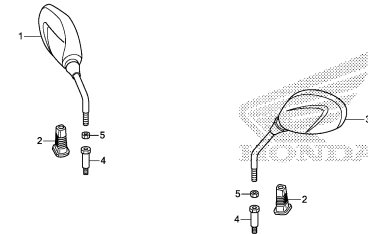


K32BF0200

F-3

MIRROR

F 3

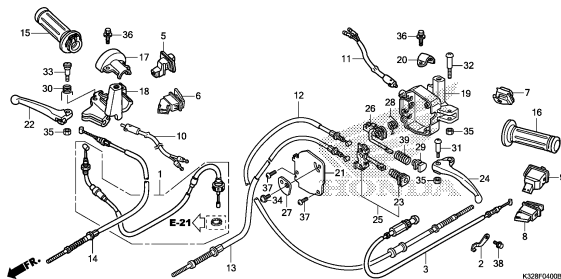


K32BF0300

F-4

HANDLE LEVER/SWITCH/CABLE

F 4

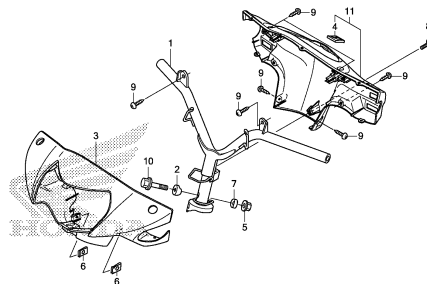


K32BF0400B

F-9

STEERING HANDLE/HANDLE COVER

F 6

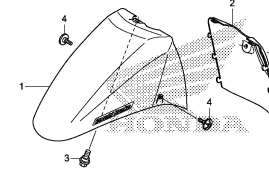


K32BF0900

F-11

FRONT FENDER

F 7

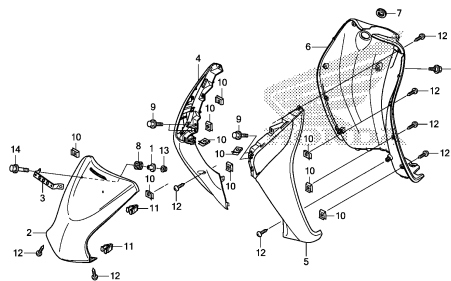


K32BF1100

F-12

FRONT COVER

F 8

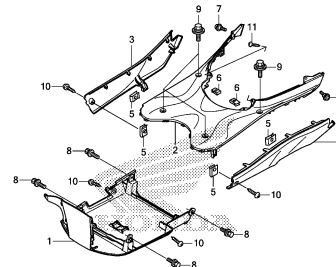


K32BF1200

F-14

FLOOR STEP

F10

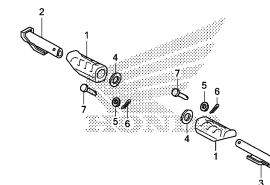


K32BF1400

F-14-10

PILLION STEP

F11



K32BF1410

3

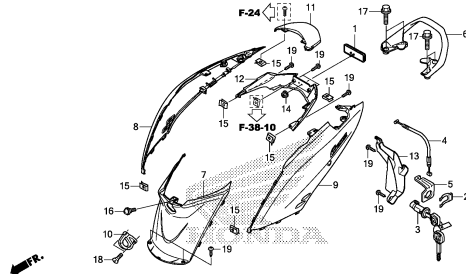
# FRAME GROUP

C 7

F-15

BODY COVER

F12

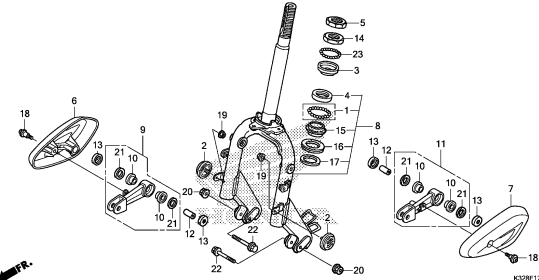


K32BF1900

F-17

FRONT FORK

F14

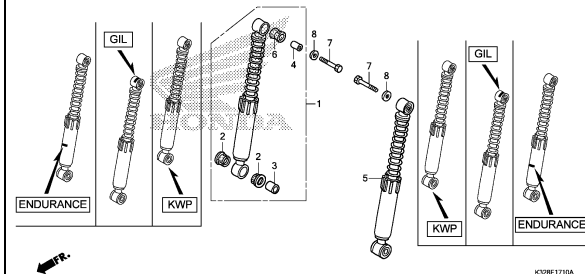


K32BF1700

F-17-10

FRONT CUSHION

F16

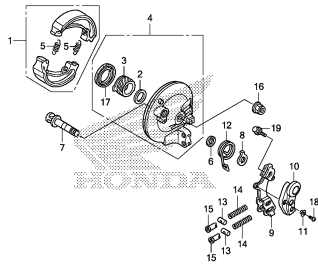


K32BF1710A

F-19

FRONT BRAKE PANEL

G 2

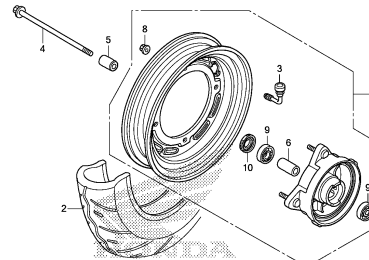


K32BF1900

F-20-30

FRONT WHEEL

G 3

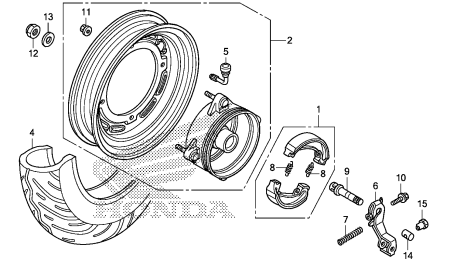


K32BF2030A

F-22-30

REAR WHEEL

G 4

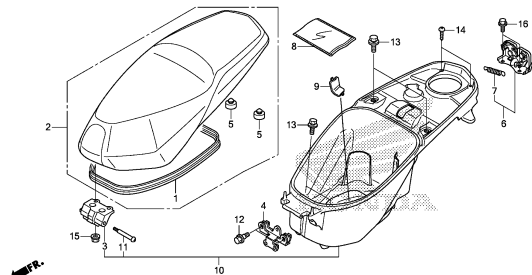


K32BF2230A

F-24

SEAT/LUGGAGE BOX

G 5

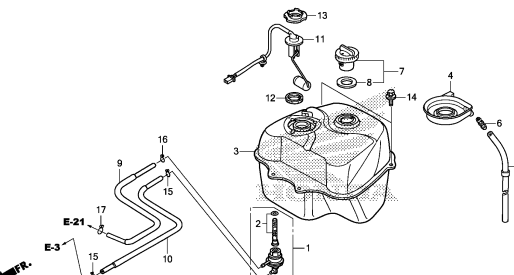


K32BF2400

F-26

FUEL TANK

G 6

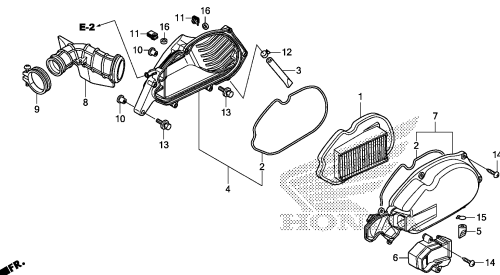


K32BF2600

F-28

AIR CLEANER

G 7



K32BF2800

3

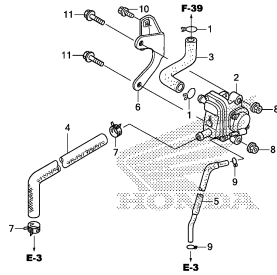
# FRAME GROUP

C 8

F-28-10

AIR SUCTION VALVE

G 8

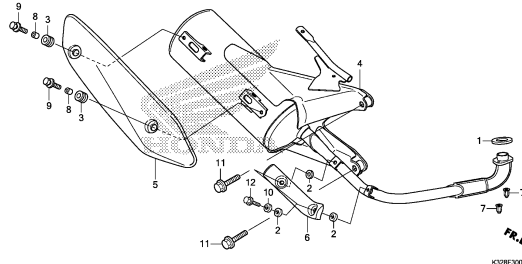


K32BF2810

F-30

EXHAUST MUFFLER

G 9

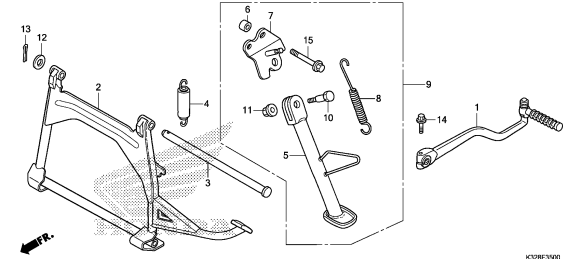


K32BF3000

F-35

KICK STARTER ARM/STAND

G10

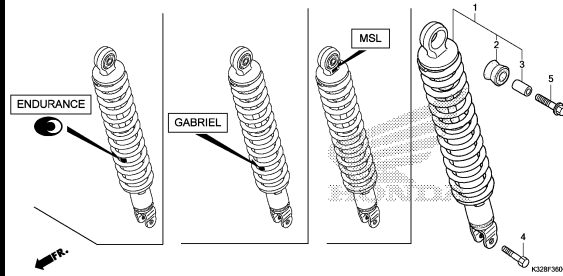


K32BF3500

F-36

REAR CUSHION

G11

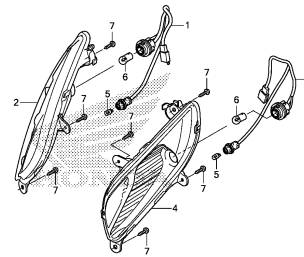


K32BF3600A

F-37-10

FRONT WINKER

G12

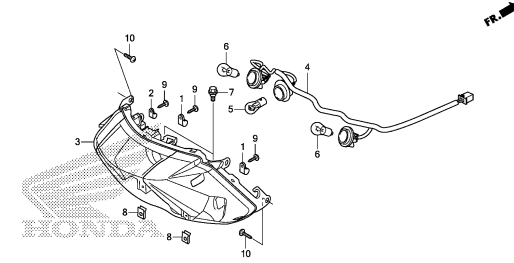


K32BF3710

F-38-10

REAR COMBINATION LIGHT

G13

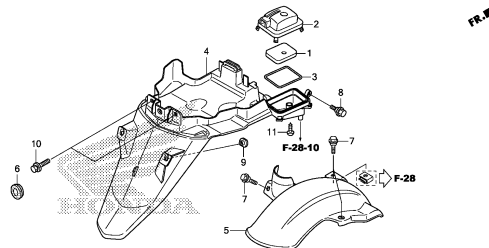


K32BF3810

F-39

REAR FENDER

G14

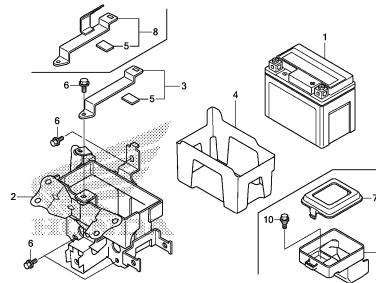


K32BF3900

F-40

BATTERY

G15

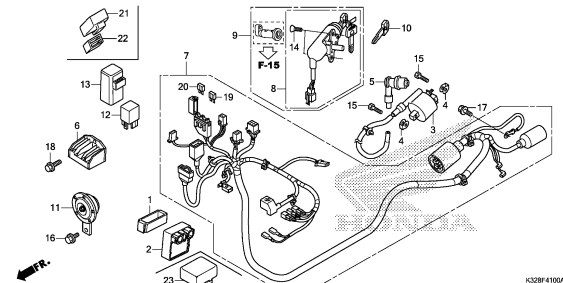


K32BF4000A

F-41

WIRE HARNESS

G16



K32BF4100A

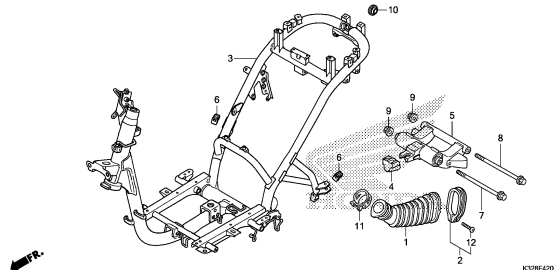
# FRAME GROUP

C 9

F-42

FRAME BODY

H 2

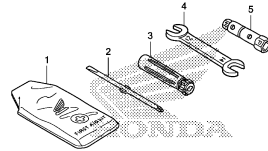


K32BF4200

F-46

TOOLS

H 3

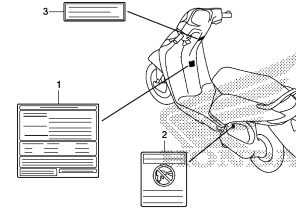


K32BF4600

F-47

CAUTION LABEL

H 4

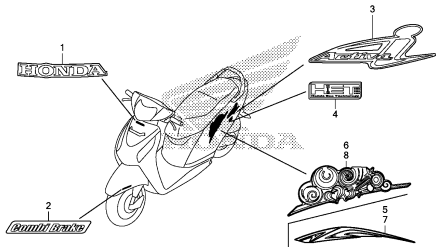


K32BF4700

F-48

MARK

H 5

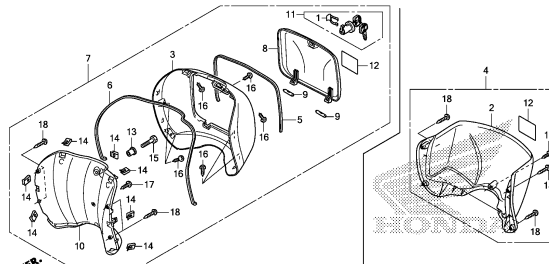


K32BF4800

FOP-1

INNER BOX/INNER RACK

H 6

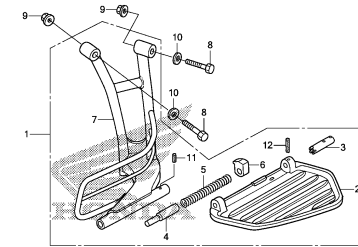


K32BY0100

FOP-2

SARI STEP SET

H 7



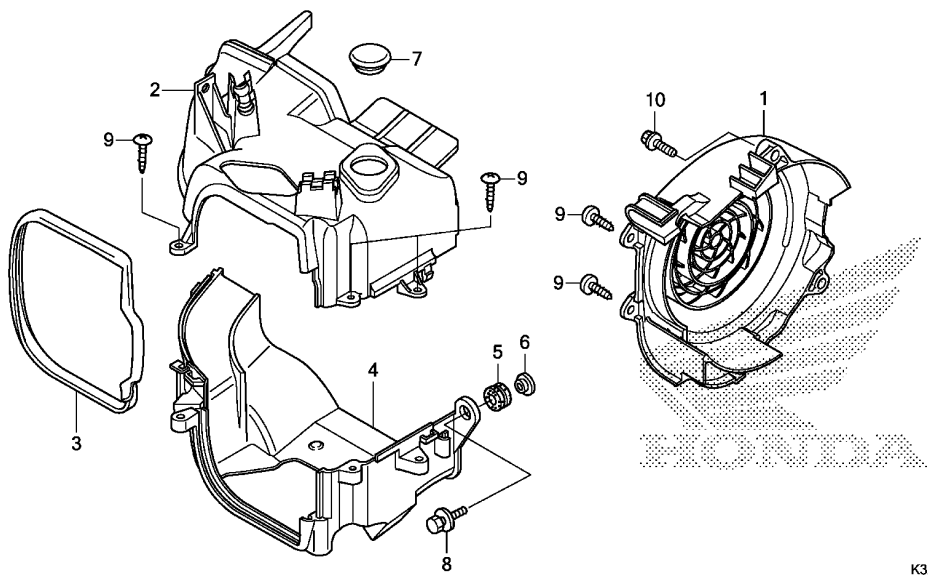
K32BY0200

3

E-1

SHROUD/FAN COVER

D 1



K328E0100

Ref. No.	L.O.N.	(Relative ref. Number) Description	F.R.T.
1	1151E0	COVER, FAN .....	0.2
2	1111U9	SHROUD, ENGINE :UPPER .....	0.5
4	1111V0	SHROUD, ENGINE :LOWER .....	0.9
	1111Y1	SHROUD, ENGINE :BOTH .....	0.9

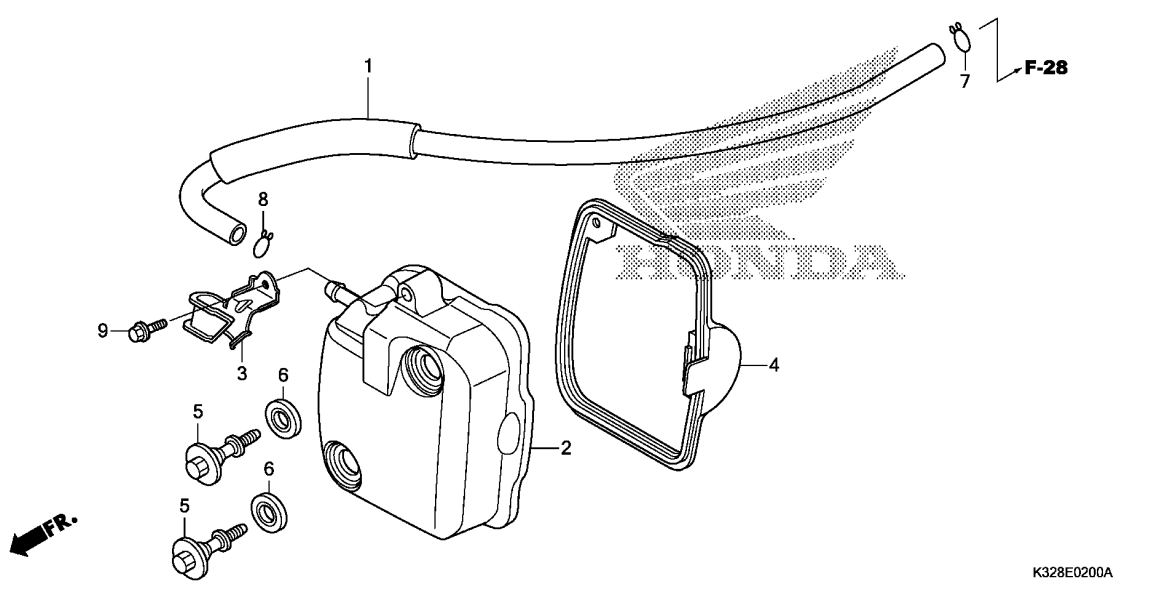
Ref. No.	Part No.	Description	Reqd. QTY		Serial No.	Parts catalogue code
			SCV110H	F		
1	19610-KWP-D00	COVER COMP., FAN .....	1	1		
2	19621-KWP-D00	SHROUD, IN. ....	1	1		
3	19625-KWP-D00	SEAL, SHROUD .....	1	1		
4	19631-KVT-D00	SHROUD, EX. ....	1	1		
5	19639-GBC-000	RUBBER, MOUNTING .....	1	1		
6	33715-GB0-900	COLLAR, TAILLIGHT SETTING ...	1	1		
7	82871-671-000	GROMMET, DRAIN HOLE, 25MM ...	1	1		
8	93404-06020-00	BOLT-WASHER, 6X20 .....	1	1		
9	93903-25380	SCREW, TAPPING, 5X16 .....	5	5		
10	96001-06025-07	BOLT, FLANGE, 6X25 .....	2	2		

2

E-2

CYLINDER HEAD COVER

D 2

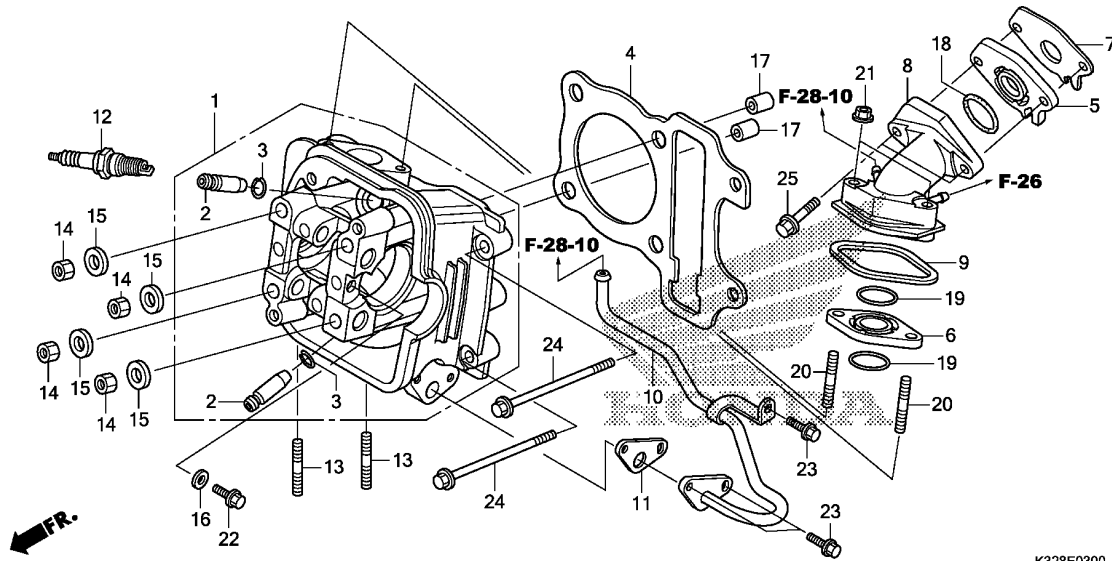


Ref. No.	L.O.N.	(Relative ref. Number) Description	F.R.T.
----------	--------	------------------------------------	--------

2	1111C4	COVER, CYLINDER HEAD .....	0.3
4	1111D2	GASKET, CYLINDER HEAD COVER ..	0.3

Ref. No.	Part No.	Description	Reqd. QTY		Serial No.	Parts catalogue code
			SCV110H	E F		
1	11211-KWP-900	TUBE, BREATHER .....	1	1		
2	12310-KWP-901	COVER COMP., CYLINDER HEAD ..	1	1		
3	12315-KZN-900	CLAMPER, THROTTLE CABLE .....	1	1		
4	12391-KWP-900	GASKET, CYLINDER HEAD COVER ..	1	1		
5	90017-KPL-900	BOLT, HEAD COVER .....	2	2		
6	90543-MV9-670	RUBBER, MOUNTING .....	2	2		
7	95002-02130	CLIP, TUBE(B12.5) .....	1	1		
8	95002-02120	CLIP, TUBE(B12) .....	1	1		
9	96001-06014-00	BOLT, FLANGE, 6X14 .....	1	1		

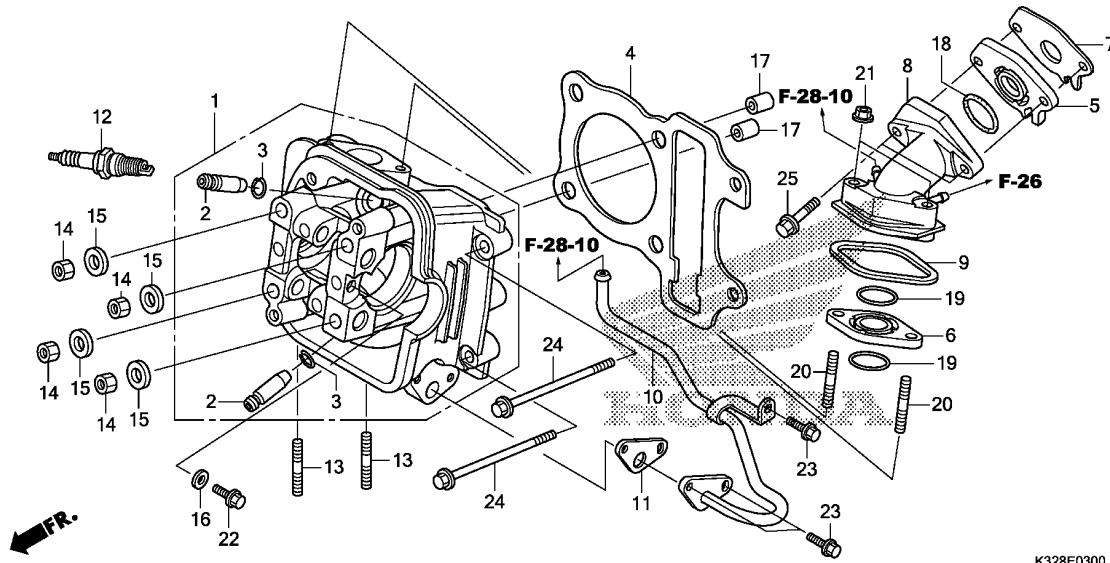
2



K328E0300

Ref. No.	L.O.N.	(Relative ref. Number) Description	F.R.T.
1	111106	HEAD, CYLINDER ..... .INCLUDES: Engine removal and installation .INCLUDES: Valve adjust and reface	2.7
2	1111L9	GUIDE, INTAKE VALVE(ONE) ..... .INCLUDES: Engine removal and installation .INCLUDES: Reaming .INCLUDES: Valve adjust and reface	2.4
	1111M0	GUIDE, EXHAUST VALVE(ONE) .... .INCLUDES: Engine removal and installation .INCLUDES: Reaming .INCLUDES: Valve adjust and reface	2.4
	1111M9	GUIDE, VALVE :FOR 1 VEHICLE .. .INCLUDES: Engine removal and installation .INCLUDES: Reaming .INCLUDES: Valve adjust and reface	2.7
+ 4	111115	GASKET, CYLINDER HEAD .....	1.5

Ref. No.	Part No.	Description	Reqd. QTY		Serial No.	Parts catalogue code
			SCV110H	E F		
1	12200-KWP-D00	HEAD COMP., CYLINDER .....	1	1		
2	12204-KWP-P00	GUIDE, VALVE(O.S.) .....	2	2		
3	12206-KPL-900	CLIP, VALVE GUIDE .....	2	2		
4	12251-KWP-D01	GASKET, CYLINDER HEAD (STD/0.25/0.50)	1	1		
	12252-KWP-D00	GASKET, CYLINDER HEAD (0.75/1.00)	(1)	(1)		
5	16211-KWP-900	INSULATOR A, CARBURETOR .....	1	1		
6	16212-KWP-900	INSULATOR B, CARBURETOR .....	1	1		
7	16229-KRP-601	GASKET A, CARBURETOR INSULATOR	1	1		
8	17110-KWP-D00	PIPE COMP., IN. ....	1	1		
9	17113-KWP-900	RUBBER, IN. PIPE SEAL .....	1	1		
10	18640-KWP-D00	PIPE COMP., AIR FEED .....	1	1		
11	18645-KVY-900	GASKET, AIR FEED PIPE .....	1	1		
12	31917-KWP-D01	PLUG, SPARK(MR7C-9N)(NGK) ...	1	1		
13	90004-KGF-910	BOLT, STUD, 7X17 .....	2	2		
14	90201-GCC-000	NUT, HEX., 7MM .....	4	4		
15	90401-GCC-000	WASHER, 7.2X16X2.5 .....	4	4		
16	90402-KWP-900	WASHER, 6MM .....	1	1		
17	90701-KPL-900	DOWEL PIN, SPECIAL, 8X14 .....	2	2		
18	91304-KWP-900	O-RING, 25X2.4 .....	1	1		
19	91308-GFM-900	O-RING, 25.5X1.9 .....	2	2		
20	92900-06035-0B	BOLT, STUD, 6X35 .....	2	2		
21	94050-06000	NUT, FLANGE, 6MM .....	2	2		
22	95701-06014-00	BOLT, FLANGE, 6X14 .....	1	1		



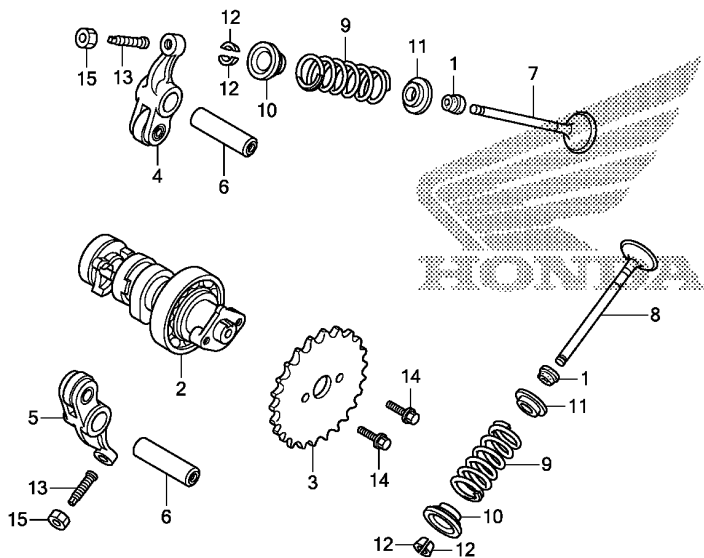
K328E0300

Ref. No.	L.O.N.	(Relative ref. Number) Description	F.R.T.
+ 4		.INCLUDES: Engine removal and installation	
5		(7,18)	
	311131	INSULATOR, THROTTLE BODY/ CARBURETOR .....	0.4
8		(6,19)	
	111107	MANIFOLD, INTAKE .....	0.4
10		(11)	
	3111D1	PIPE, SECONDARY AIR .....	0.5
12	614130	PLUG, SPARK .....	0.3

Ref. No.	Part No.	Description	Reqd. QTY		Serial No.	Parts catalogue code
			SCV110H	F		
22)	95702-06014-00	BOLT, FLANGE, 6X14 .....	1	-		
23	95701-06018-00	BOLT, FLANGE, 6X18 .....	3	3		
	95702-06018-00	.....	3	-		
24	95701-06100-00	BOLT, FLANGE, 6X100 .....	2	2		
	95702-06100-00	.....	2	-		
25	96001-06028-00	BOLT, FLANGE, 6X28 .....	2	2		



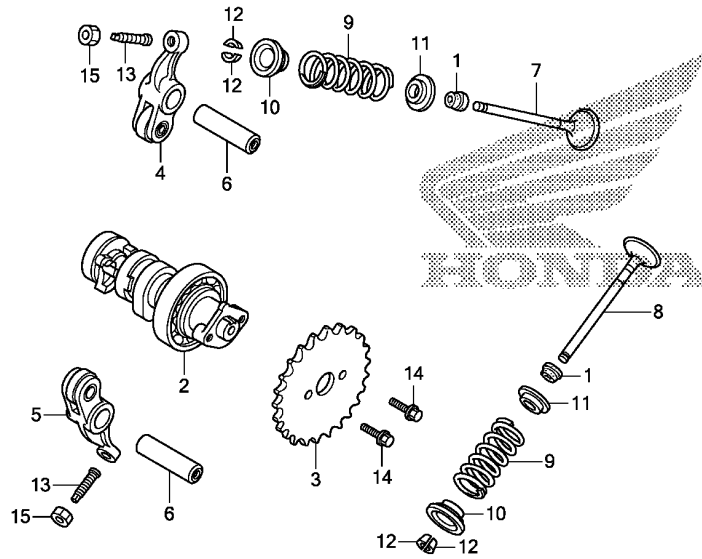




K328E0400

Ref. No.	L.O.N.	(Relative ref. Number) Description	F.R.T.
2	111118	CAMSHAFT ..... .INCLUDES: Engine removal and installation .INCLUDES: Valve adjustment	1.7
3	1111Q4	SPROCKET, CAM .....	0.6
4	1111K8	ARM, INTAKE VALVE ROCKER(ONE) .INCLUDES: Engine removal and installation .INCLUDES: Valve adjustment (6)	1.7
5	1111K9	ARM, EXHAUST VALVE ROCKER(ONE) .INCLUDES: Engine removal and installation .INCLUDES: Valve adjustment (6)	1.7
	1111L8	ARM, VALVE ROCKER :FOR 1 VEHICLE ..... .INCLUDES: Engine removal and installation .INCLUDES: Valve adjustment	1.7
7	1111N0	VALVE, INTAKE(ONE) ..... .INCLUDES: Engine removal and installation .INCLUDES: Refacing	2.0
+ 8	1111N1	VALVE, EXHAUST(ONE) .....	2.0

Ref. No.	Part No.	Description	Reqd. QTY		Serial No.	Parts catalogue code
			SCV110H	F		
1	12209-GB4-682	SEAL, VALVE STEM(ARAI) .....	2	2		
	12209-KWP-D01	SEAL, VALVE STEM(SKF) .....	-	2		
2	14100-KWP-D00	CAMSHAFT COMP. ....	1	1		
3	14321-KWP-900	SPROCKET, CAM(34T) .....	1	1		
4	14430-KWP-900	ARM COMP., IN. VALVE ROCKER ..	1	1		
5	14440-KWP-900	ARM COMP., EX. VALVE ROCKER ..	1	1		
6	14461-GCC-000	SHAFT, EX. ROCKER ARM .....				
		(IN./EX.) .....	2	2		
7	14711-KVY-900	VALVE, IN. ....	1	1		
8	14721-KVY-900	VALVE, EX. ....	1	1		
9	14751-KWP-900	SPRING, VALVE .....	2	2		
10	14771-GB4-680	RETAINER, VALVE SPRING .....	2	2		
11	14775-KWP-900	SEAT, VALVE SPRING .....	2	2		
12	14781-KPL-900	COTTER, VALVE .....	4	4		
13	90012-KWW-740	SCREW, TAPPET ADJUSTING .....	2	2		
14	90083-KRM-840	BOLT, KNOCK, 5MM .....	2	2		
15	90206-KPL-900	NUT, TAPPET ADJUSTING .....	2	2		

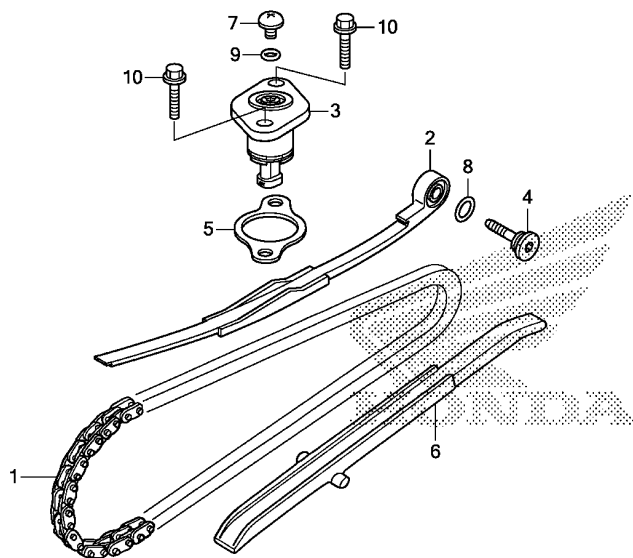


FR.

K328E0400

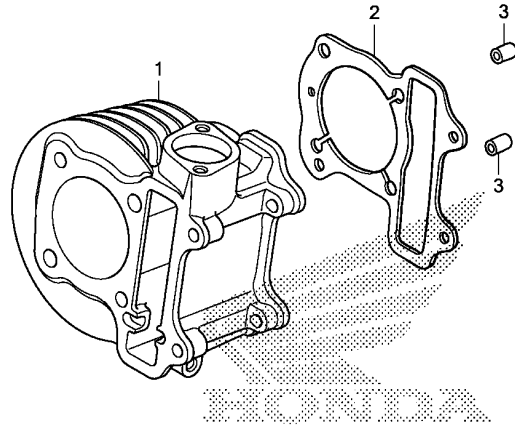
Ref. No.	L.O.N.	(Relative ref. Number) Description	F.R.T.
+ 8		.INCLUDES: Engine removal and installation	
1111P0		.INCLUDES: Refacing VALVE :FOR 1 VEHICLE .....	2.2
		.INCLUDES: Engine removal and installation	
9		.INCLUDES: Refacing (1,10,11,12)	
1111P2		INTAKE VALVE SPRING AND/OR STEM SEAL(ONE) .....	1.8
		.INCLUDES: Engine removal and installation	
1111P3		EXHAUST VALVE SPRING AND/OR STEM SEAL(ONE) .....	1.8
		.INCLUDES: Engine removal and installation	
1111Q2		VALVE SPRING AND/OR STEM SEAL :FOR 1 VEHICLE .....	1.9
		.INCLUDES: Engine removal and installation	





Ref. No.	L.O.N.	(Relative ref. Number) Description	F.R.T.
1	110140	CHAIN, CAM ..... .INCLUDES: Engine removal and installation	3.6
2	111130	TENSIONER, CAM CHAIN ..... .INCLUDES: Engine removal and installation	2.2
3	111133	LIFTER, TENSIONER ..... (5)	0.6
6	111139	GUIDE, CAM CHAIN ..... .INCLUDES: Engine removal and installation	1.5

Ref. No.	Part No.	Description	Reqd. QTY		Serial No.	Parts catalogue code
			SCV110H	F		
1	14401-KWP-901	CHAIN, CAM(90L) .....	1	1		
2	14510-KWP-900	TENSIONER, CAM CHAIN .....	1	1		
3	14520-KPL-840	LIFTER ASSY., TENSIONER .....	1	1		
4	14531-GCC-000	PIVOT, CAM CHAIN TENSIONER ..	1	1		
5	14560-KCW-880	GASKET, TENSIONER LIFTER .....	1	1		
6	14611-KWP-900	GUIDE, CAM CHAIN .....	1	1		
7	90005-KY7-000	SCREW, PAN, 6X6 .....	1	1		
8	91301-HM5-630	O-RING, 15.2X1.5 .....	1	1		
9	91306-105-690	O-RING, 1.5X9.5 .....	1	1		
10	95701-06022-00	BOLT, FLANGE, 6X22 .....	2	2		
	95702-06022-00	.....	2	-		

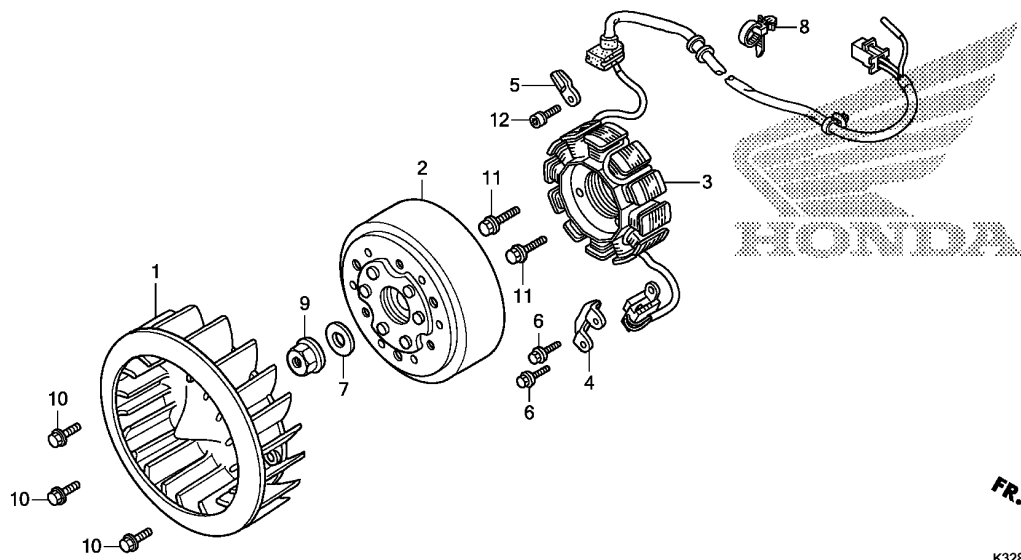


K328E0600

Ref. No.	L.O.N.	(Relative ref. Number) Description	F.R.T.
1	1111A5	CYLINDER ..... .INCLUDES: Engine removal and installation	1.9
2	111102	GASKET, CYLINDER ..... .INCLUDES: Engine removal and installation	1.8

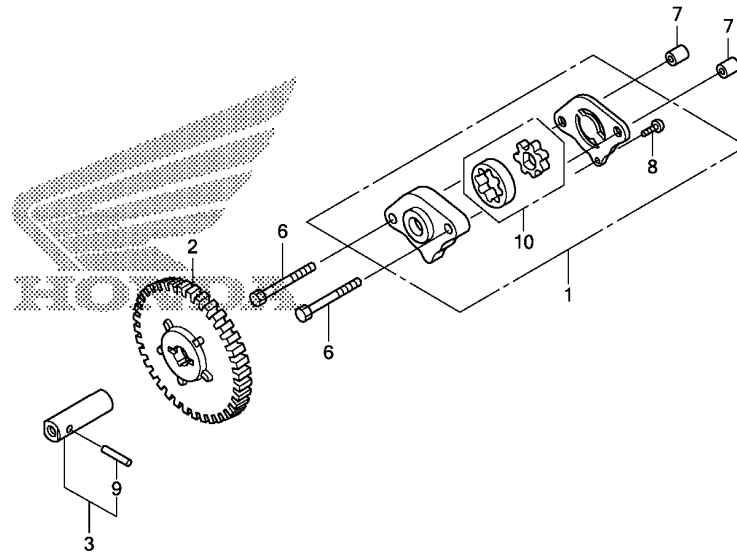
Ref. No.	Part No.	Description	Reqd. QTY		Serial No.	Parts catalogue code
			SCV110H	F		
1	12101-KWP-D00	CYLINDER .....	1	1		
2	12191-KWP-D00	GASKET, CYLINDER .....	1	1		
3	90701-KPL-900	DOWEL PIN, SPECIAL, 8X14 .....	2	2		





Ref. No.	L.O.N.	(Relative ref. Number) Description	F.R.T.
1	1151A6	FAN, COOLING .....	0.3
2	613105	ROTOR OR FLYWHEEL .....	0.5
3	6131A3	STATOR .....	1.2

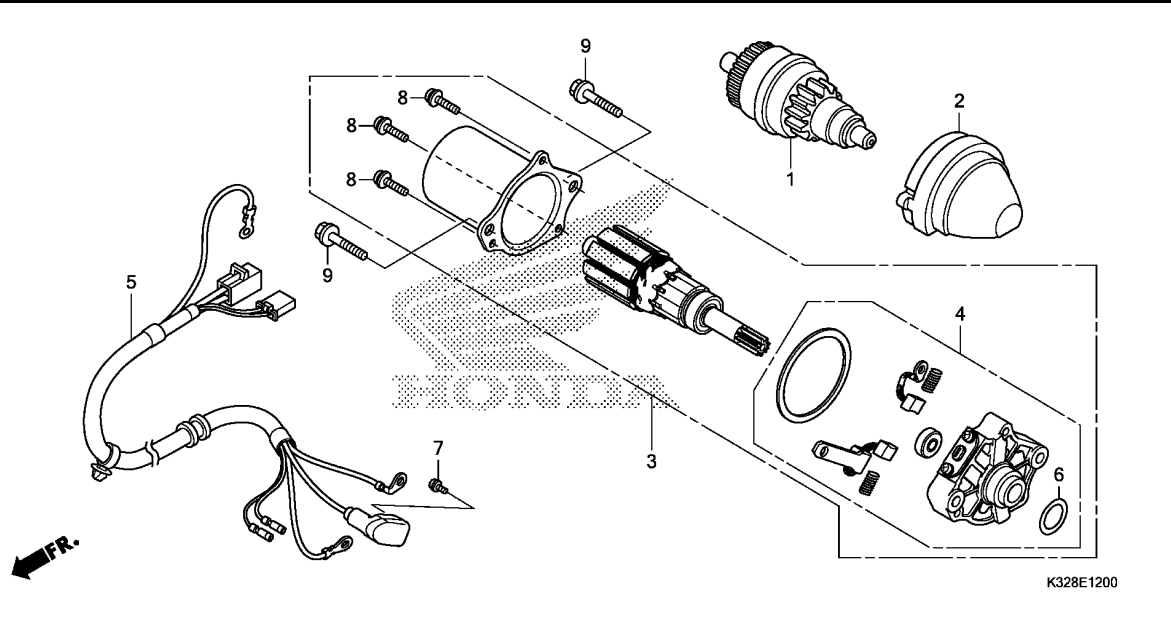
Ref. No.	Part No.	Description	Reqd. QTY		Serial No.	Parts catalogue code
			SCV110H	F		
1	19510-KWP-D00	FAN COMP., COOLING .....	1	1		
2	31110-KWP-D01	FLYWHEEL COMP. ....	1	1		
3	31120-KZK-D01	STATOR COMP. ....	1	1		
4	32907-GGC-900	CLIP, A.C. GENERATOR CORD ...	1	1		
5	32976-107-010	CLAMPER, WIRE HARNESS .....	1	1		
6	90002-KGH-900	BOLT, FLANGE, 5X14 .....	2	2		
7	90410-GCC-000	WASHER, 10MM .....	1	1		
8	90672-KPL-901	CLIP, BODY .....	1	1		
9	94050-10000	NUT, FLANGE, 10MM .....	1	1		
10	95701-06016-00	BOLT, FLANGE, 6X16 .....	3	3		
	95702-06016-00	.....	3	-		
11	96001-06022-00	BOLT, FLANGE, 6X22 .....	2	2		
12	96600-06016-00	BOLT, SOCKET, 6X16 .....	1	1		



Ref. No.	L.O.N.	(Relative ref. Number) Description	F.R.T.
1		(4,5,10)	
113105		PUMP ASSY., OIL .....	1.2
2	1131C4	GEAR, OIL PUMP DRIVEN .....	1.0

Ref. No.	Part No.	Description	Reqd. QTY		Serial No.	Parts catalogue code
			SCV110H	F		
1	15100-KTP-900	PUMP ASSY., OIL .....	1	1		
2	15133-KVY-900	GEAR, OIL PUMP DRIVEN(39T) ..	1	1		
3	15135-KVY-900	SHAFT COMP., OIL PUMP .....	1	1		
6	90001-KPL-900	BOLT, HEX., 6X30 .....	2	2		
7	90701-KPL-900	DOWEL PIN, SPECIAL, 8X14 .....	2	2		
8	93901-34120	SCREW, TAPPING, 4X8 .....	1	1		
9	96220-30168	ROLLER, 3X16.8 .....	1	1		
10	15021-436-000	ROTOR SET, OIL PUMP .....	1	1		





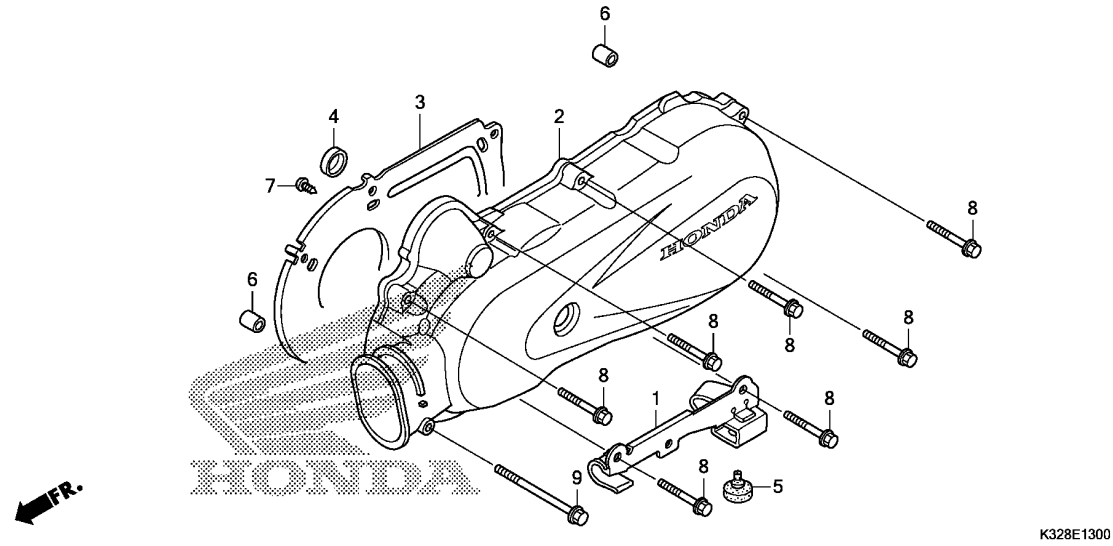
Ref. No.	L.O.N.	(Relative ref. Number) Description	F.R.T.
1	6121A6	PINION, STARTER .....	0.3
2	612145	HOLDER, STARTER DRIVE GEAR ...	0.2
3	612105	MOTOR, STARTING .....	0.5
4	6121A4	TERMINAL, BRUSH(STARTER) .....	0.7
5	6111A5	SUB HARNESS, STARTER .....	0.6

Ref. No.	Part No.	Description	Reqd. QTY		Serial No.	Parts catalogue code
			SCV110H	F		
1	28120-KVB-901	PINION ASSY., STARTER(14/40T)	1	1		
2	28150-KPL-900	HOLDER COMP., STARTER PINION	1	1		
3	31210-KZK-901	MOTOR UNIT, STARTER(MITSUBA)	1	1		
4	31214-KZK-901	BRACKET COMP., FR. ....	1	1		
5	32105-KZK-D01	HARNESS COMP., STARTING MOTOR	1	-		
	32105-KZK-F01	.....	-	1		
6	91309-KEE-630	O-RING .....	1	1		
7	93892-04006-08	SCREW-WASHER, 4X6 .....	1	1		
8	93892-05016-08	SCREW-WASHER, 5X16 .....	3	3		
9	96001-06035-00	BOLT, FLANGE, 6X35 .....	2	2		

E-13

LEFT CRANKCASE COVER

D12

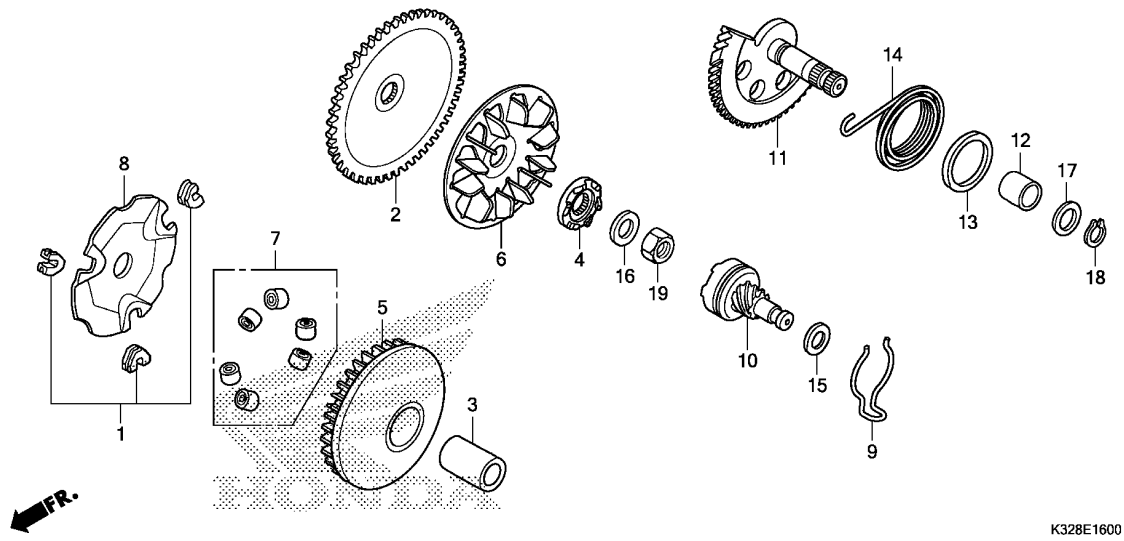


Ref. No.	L.O.N.	(Relative ref. Number) Description	F.R.T.
2	1101A6	COVER, CRANKCASE :LEFT .....	0.3

Ref. No.	Part No.	Description	Reqd. QTY		Serial No.	Parts catalogue code
			SCV110H	F		
1	11230-KZK-900	CLAMPER COMP., RR. BRAKE CABLE	1	1		
2	11341-KWP-D00	COVER, L. SIDE .....	1	1		
3	11342-KWP-D00	PLATE, L. COVER .....	1	1		
4	11344-GW3-980	RUBBER, STARTER PINION HOLDER	1	1		
5	50501-KPL-900	STOPPER, RUBBER .....	1	1		
6	90701-KPL-900	DOWEL PIN, SPECIAL, 8X14 ....	2	2		
7	93903-34120	SCREW, TAPPING, 4X8 .....	5	5		
8	96001-06035-00	BOLT, FLANGE, 6X35 .....	7	7		
9	96001-06075-00	BOLT, FLANGE, 6X75 .....	1	1		

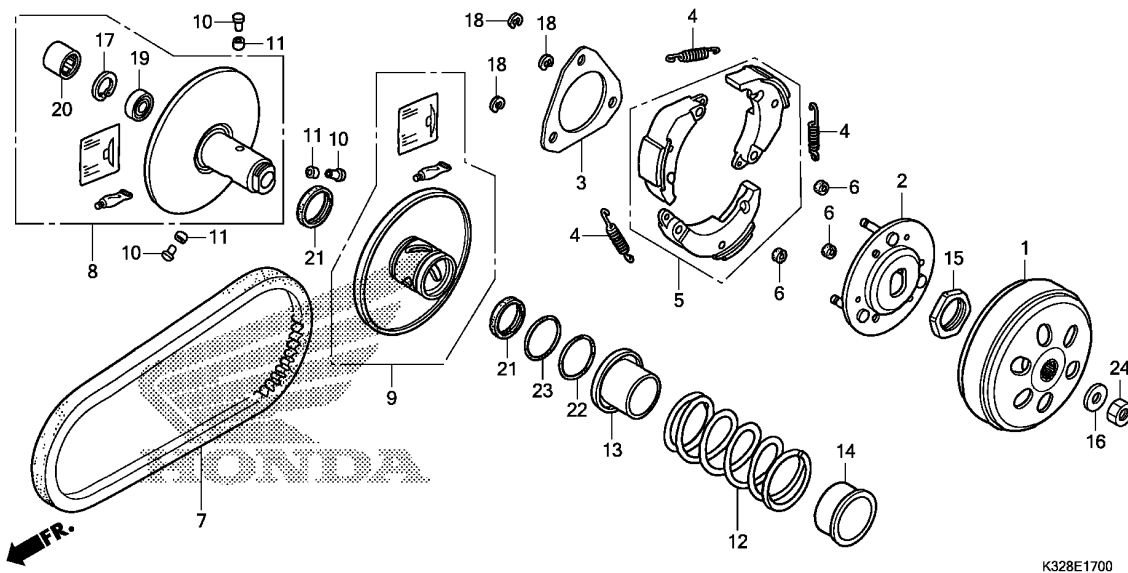
2





Ref. No.	L.O.N.	(Relative ref. Number) Description	F.R.T.
2		(4,6)	
2	2111A0	FACE, DRIVE .....	0.3
5	2111A1	FACE, MOVABLE DRIVE .....	0.3
7		(1,8)	
7	2111A4	ROLLER, WEIGHT .....	0.3
10		(9)	
10	1121A9	GEAR, KICK STARTER DRIVEN ....	0.2
11	1121A2	SPINDLE, KICK STARTER .....	0.3
14	112103	SPRING, KICK STARTER RETURN ..	0.3

Ref. No.	Part No.	Description	Reqd. QTY		Serial No.	Parts catalogue code
			SCV110H			
			E	F		
1	22011-KPL-940	PIECE SET, SLIDE .....	1	1		
2	22102-KWP-D00	FACE, DRIVE(69T) .....	1	1		
3	22105-KWP-D00	BOSS, DRIVE FACE .....	1	1		
4	22109-KZL-840	RATCHET, STARTER .....	1	1		
5	22110-KWP-D00	FACE COMP., MOVABLE DRIVE ...	1	1		
6	22113-KWP-D00	FIN, DRIVE FACE .....	1	1		
7	22123-KWN-780	ROLLER SET, WEIGHT .....	1	1		
	22123-KWP-D00	.....	-	1		
8	22131-KWP-D00	PLATE, RAMP .....	1	1		
9	28223-KZL-840	SPRING, KICK DRIVEN GEAR ....	1	1		
10	28230-KZL-840	GEAR COMP., KICK DRIVEN(7T) -	1	1		
11	28250-KWP-D00	SPINDLE COMP., KICK STARTER (57T)	1	1		
12	28253-KVT-900	BUSH, KICK SPINDLE .....	1	1		
13	28255-KPL-900	COLLAR, KICK BOSS .....	1	1		
14	28281-KZL-C00	SPRING, KICK RETURN .....	1	1		
15	90412-KZL-840	WASHER, THRUST, 10MM .....	1	1		
16	90426-KVB-900	WASHER, SPECIAL, 14MM .....	1	1		
17	90451-KVT-900	WASHER, KICK SPINDLE .....	1	1		
18	90608-KVT-901	CIRCLIP, EXTERNAL, 16MM .....	1	1		
19	94030-14200	NUT, HEX., 14MM .....	1	1		

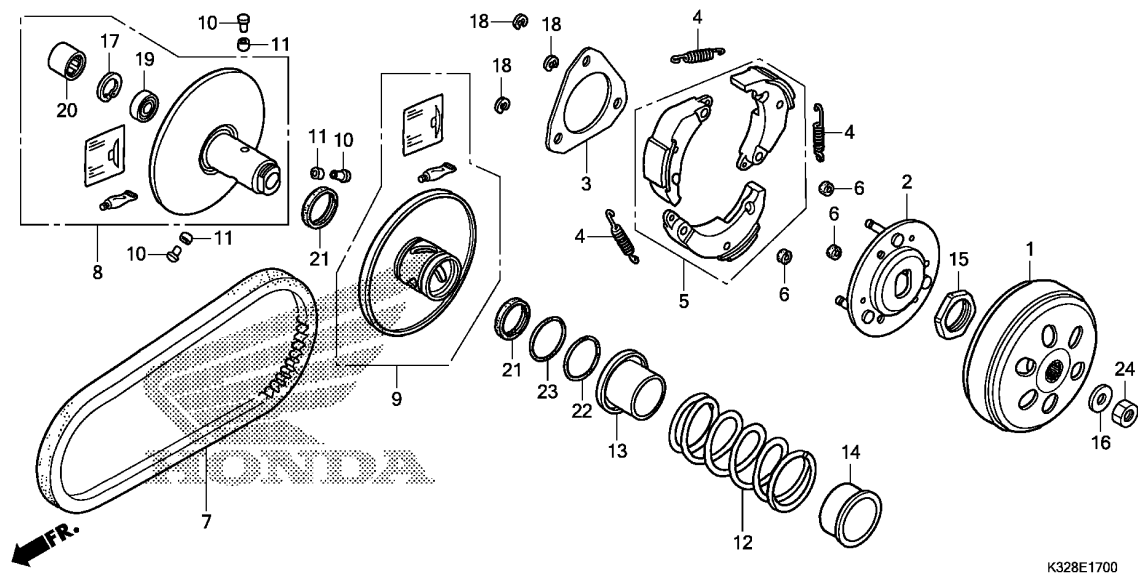


Ref. No.	L.O.N.	(Relative ref. Number) Description	F.R.T.
1	2121A0	OUTER, CLUTCH	0.3
5		(2,4)	
5	2121A6	WEIGHT SET, CLUTCH	0.6
7	2111B2	BELT, DRIVE	0.3
8		(10,11,13)	
8	2111A2	FACE, DRIVEN	0.5
9		(21,22,23)	
9	2111A3	FACE, MOVABLE DRIVEN	0.6
12		(14)	
12	2111A7	SPRING, DRIVEN FACE	0.5
20		(19)	
20	2111A8	BEARING, DRIVEN FACE	0.6
	2111A8A	.Replace 1 bearing add	0.1

K328E1700

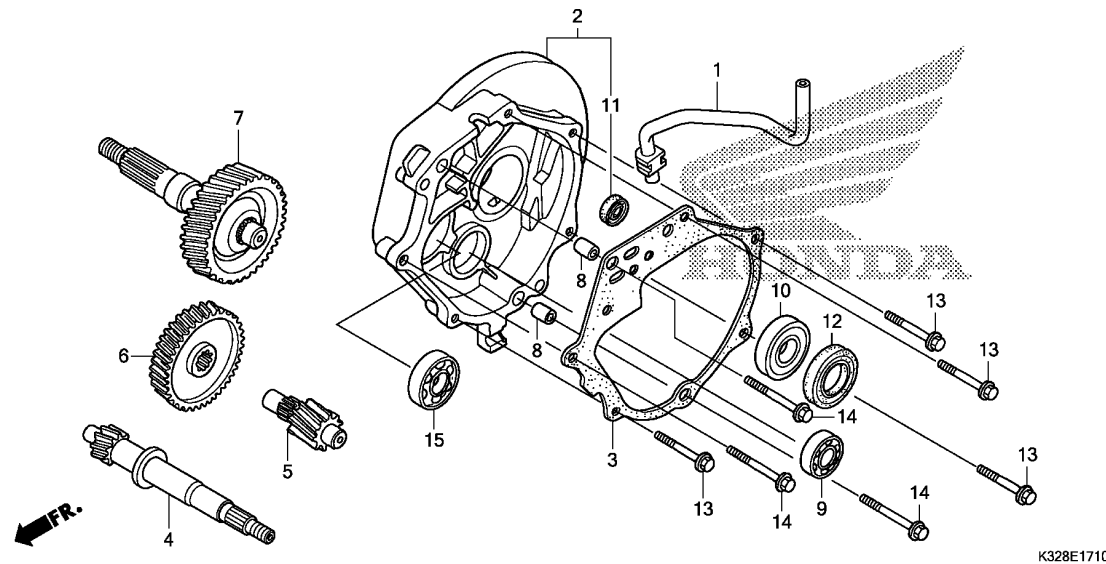
Ref. No.	Part No.	Description	Reqd. QTY		Serial No.	Parts catalogue code
			SCV110H	E F		
1	22100-KWP-D01	OUTER COMP., CLUTCH(F.C.C.)	1	1		
2	22350-KWP-900	PLATE COMP., DRIVE	1	1		
	22350-KWP-D01	.....	1	1		
3	22361-KWP-D00	PLATE, CLUTCH SIDE	1	1		
4	22401-KGG-910	SPRING, CLUTCH	3	3		
5	22535-KWP-D00	WEIGHT SET, CLUTCH	1	1		
6	22804-148-000	RUBBER, CLUTCH DAMPER	3	3		
7	23100-KWP-D01	BELT, DRIVE(BANDO)	1	1		
	23100-KWP-D02	BELT, DRIVE(GATES)	1	1		
8	23205-KWP-D00	FACE SET, DRIVEN(F.C.C.)	1	1		
9	23224-KWP-D00	FACE SET, MOVABLE DRIVEN (F.C.C.)	1	1		
10	23225-KSY-900	PIN, ROLLER GUIDE	3	3		
11	23226-KVB-900	ROLLER, GUIDE	3	3		
12	23233-KWP-D00	SPRING, DRIVEN FACE	1	1		
13	23237-KWP-D00	COLLAR, SEAL	1	1		
14	23238-KWP-900	COLLAR, SPRING	1	1		
15	90202-KPL-900	NUT, SPECIAL, 28MM	1	1		
16	90441-GY6-940	WASHER, 12.2X29X2.5	1	1		
17	90601-KWP-900	CIRCLIP, INTERNAL, 28MM	1	1		
18	90605-166-720	CIRCLIP, 7MM	3	3		
19	91009-KVY-961	BEARING, RADIAL BALL, 6902U (NSK)	1	1		
20	91109-KVY-901	BEARING, NEEDLE, 20X29X18 (SCHAEFFLER)	1	1		





K328E1700

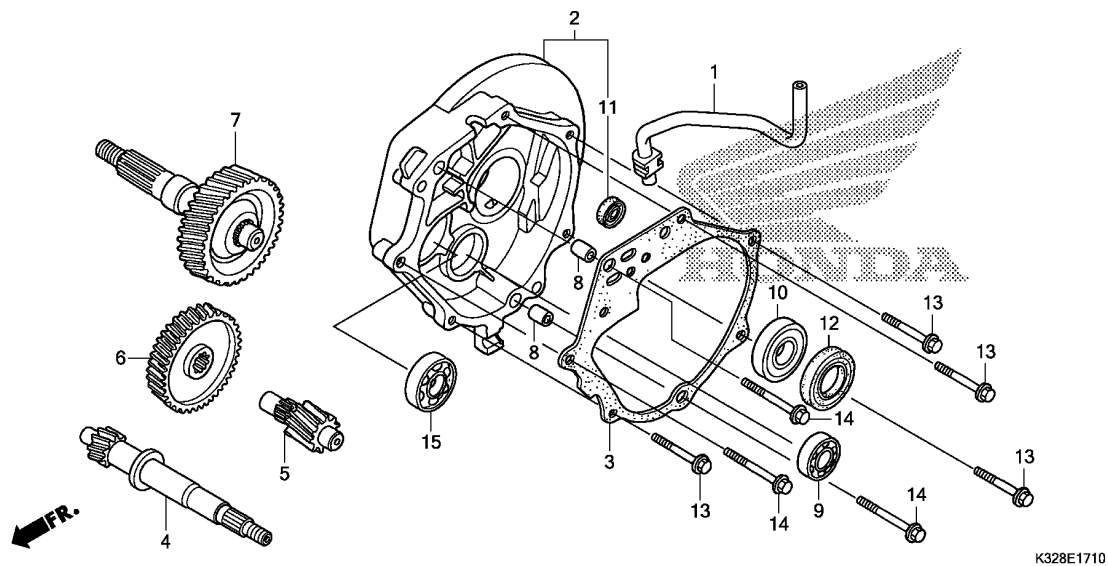
Ref. No.	Part No.	Description	Reqd. QTY		Serial No.	Parts catalogue code
			SCV110H	F		
21	91211-GFC-771	OIL SEAL, 34X39X3 (ARAI) .....	2	-		
	91211-K24-901	SEAL, DRIVEN FACE, 34X39X3 ..	-	2		
22	91351-642-000	O-RING, PINION CAP .....	1	1		
23	91351-GR1-000	O-RING, 38.5X2 .....	1	1		
24	94030-12200	NUT, HEX., 12MM .....	1	1		



Ref. No.	L.O.N.	(Relative ref. Number) Description	F.R.T.
2	2101A2	CASE, TRANSMISSION .....	1.2
3	2101A3	GASKET, TRANSMISSION CASE ....	0.9
4	2101E9	SHAFT, DRIVE .....	1.2
5	210142	COUNTERSHAFT, TRANSMISSION ...	0.9
6	2101A5	GEAR, COUNTER .....	0.9
7	210170	SHAFT, FINAL GEAR .....	0.9
9	2101C8	BEARING, COUNTERSHAFT :RIGHT ..	1.1
	2101C9	BEARING, COUNTERSHAFT :BOTH ..	1.2
10		(12)	
	2101E6	BEARING, FINAL GEAR SHAFT :RIGHT .....	1.1
	2101J0	BEARING, FINAL GEAR SHAFT :BOTH .....	1.2
15	2101F1	BEARING, DRIVESHAFT :RIGHT ...	1.1
	2101J1	BEARING, DRIVESHAFT :BOTH ....	1.3

Ref. No.	Part No.	Description	Reqd. QTY		Serial No.	Parts catalogue code
			SCV110H	E F		
1	11220-GCC-000	TUBE, MISSION BREATHER .....	1	1		
2	21200-KZK-900	CASE COMP., MISSION .....	1	1		
	21200-KWP-900	CASE COMP., TRANSMISSION ....	1	-		
3	21395-KWP-901	GASKET, TRANSMISSION CASE ...	1	1		
4	23411-KWP-D00	DRIVESHAFT(19T) .....	1	-		
	23411-KWP-F20	.....	-	1		
5	23421-KWP-D00	COUNTERSHAFT(13T) .....	1	-		
	23421-KWP-F20	.....	-	1		
6	23422-KWP-D00	GEAR, COUNTER(51T) .....	1	-		
	23422-KWP-F20	.....	-	1		
7	23430-KWP-901	GEAR COMP., FINAL(49T) .....	1	-		
	23430-KWP-F20	.....	-	1		
8	90701-KPL-900	DOWEL PIN, SPECIAL, 8X14 .....	2	2		
9	91006-KWP-901	BEARING, RADIAL BALL, 6201 (NSK)	1	1		
	96100-62010-00	BEARING, RADIAL BALL, 6201 ..	1	-		
10	91008-KWP-D01	BEARING, RADIAL BALL, 6004UU (NSK)	1	1		
	91008-KWP-D02	BEARING, RADIAL BALL, 6004UU (FAG)	1	1		
	91008-KWP-D03	BEARING, RADIAL BALL, 6004UU (NEI LTD)	1	1		
11	91203-KPL-901	OIL SEAL, 14X20X3.2 .....	2	2		
	91204-KWP-D01	OIL SEAL, 14X20X3.2(FENNER) ..	2	-		
12	91225-KWP-D01	OIL SEAL, 27X42X7 .....	1	1		
13	95701-06030-00	BOLT, FLANGE, 6X30 .....	4	4		
	95702-06030-00	.....	4	-		



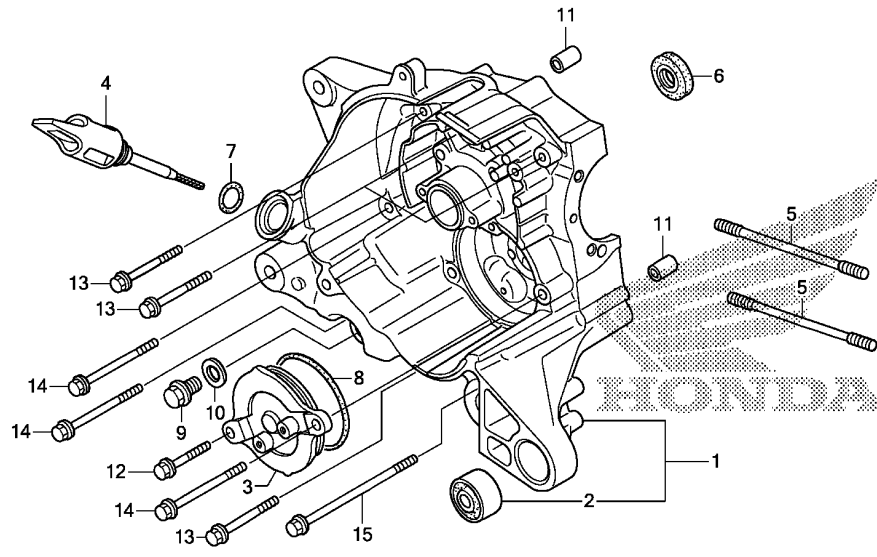


K328E1710

Ref. No.	Part No.	Description	Reqd. QTY		Serial No.	Parts catalogue code
			SCV110H	F		
14	95701-06040-00	BOLT, FLANGE, 6X40 .....	3	3		
	95702-06040-00	.....	3	-		
15	96100-63010-00	BEARING, RADIAL BALL, 6301 ..	1	1		

# E-19-10

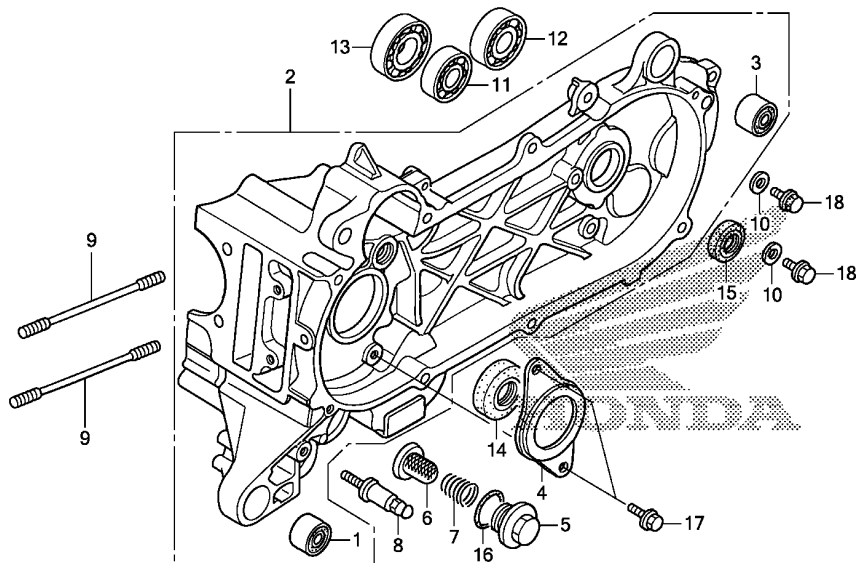
# RIGHT CRANKCASE



Ref. No.	L.O.N.	(Relative ref. Number) Description	F.R.T.
1	110120	CRANKCASE :RIGHT ..... .INCLUDES: Engine removal and installation	3.7
	1101A2	CRANKCASE :BOTH ..... .INCLUDES: Engine removal and installation	4.8
6	110132	OIL SEAL, CRANKSHAFT :RIGHT .. .INCLUDES: Engine removal and installation	3.4
	1101H3	OIL SEAL, CRANKSHAFT :BOTH ... .INCLUDES: Engine removal and installation	3.7

Ref. No.	Part No.	Description	Reqd. QTY		Serial No.	Parts catalogue code
			SCV110H	E F		
1	11100-KWP-D00	CRANKCASE COMP., R. ....	1	-		
	11100-KWP-D01	.....	-	1		
2	11103-KWP-900	BUSH, ENGINE HANGER RUBBER ..	1	1		
3	11361-KVY-900	COVER, OIL PUMP .....	1	1		
4	15651-KWP-900	GAUGE, OIL LEVEL .....	1	1		
5	90031-KWP-D00	BOLT A, STUD, 7X193.5 .....	2	2		
6	91201-KWP-D01	OIL SEAL, 16X26X7 (ARAI) .....	1	1		
7	91307-035-000	O-RING, 18X3 .....	1	1		
8	91307-639-000	O-RING, 64X2 .....	1	1		
9	92800-12000	BOLT, DRAIN PLUG, 12MM .....	1	1		
10	94109-12000	WASHER, DRAIN PLUG, 12MM .....	1	1		
11	94301-08200	DOWEL PIN, 8X20 .....	2	2		
12	95701-06022-00	BOLT, FLANGE, 6X22 .....	1	1		
	95702-06022-00	.....	1	-		
13	95701-06055-00	BOLT, FLANGE, 6X55 .....	4	4		
	95702-06055-00	.....	4	-		
14	95701-06080-00	BOLT, FLANGE, 6X80 .....	3	3		
	95702-06080-00	.....	3	-		
15	95701-06115-00	BOLT, FLANGE, 6X115 .....	1	1		
	95702-06115-00	.....	1	-		

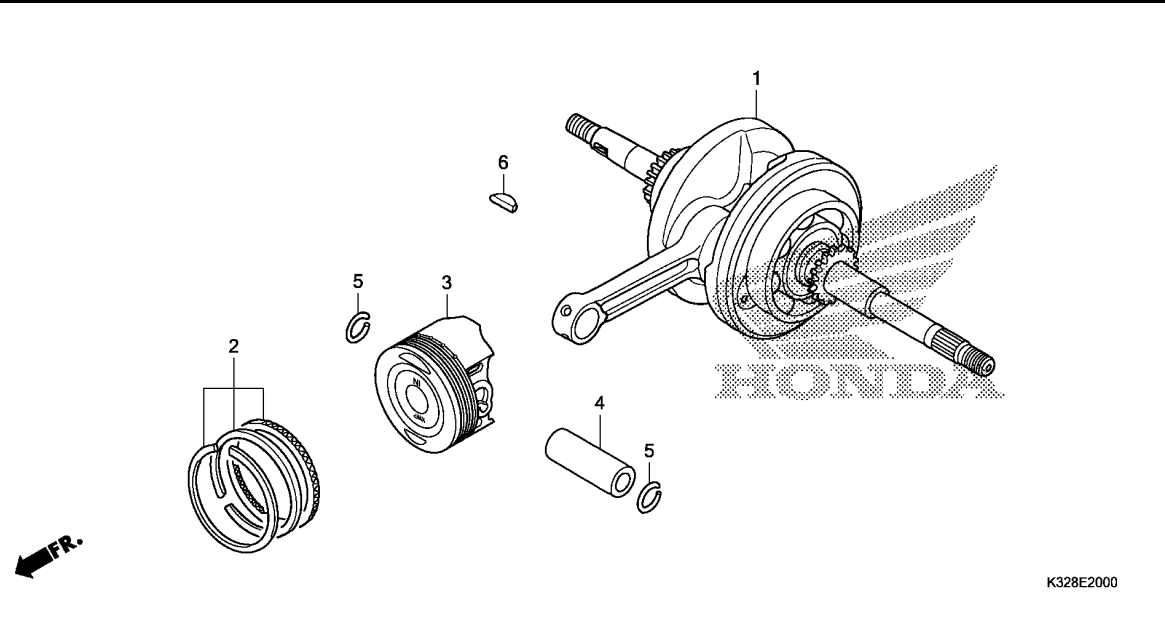




K328E1920A

Ref. No.	L.O.N.	(Relative ref. Number) Description	F.R.T.
2	110115	CRANKCASE :LEFT ..... .INCLUDES: Engine removal and installation	4.5
	1101A2	CRANKCASE :BOTH ..... .INCLUDES: Engine removal and installation	4.8
6	1131B5	SCREEN, OIL FILTER .....	0.1
11	2101C7	BEARING, COUNTERSHAFT :LEFT ..	1.1
	2101C9	BEARING, COUNTERSHAFT :BOTH ..	1.2
12	2101E5	BEARING, FINAL GEAR SHAFT :LEFT .....	1.1
	2101J0	BEARING, FINAL GEAR SHAFT :BOTH .....	1.2
13	2101F0	BEARING, DRIVESHAFT :LEFT ....	1.2
	2101J1	BEARING, DRIVESHAFT :BOTH ....	1.3
14	110131	OIL SEAL, CRANKSHAFT :LEFT ... .INCLUDES: Engine removal and installation	3.6
	1101H3	OIL SEAL, CRANKSHAFT :BOTH ... .INCLUDES: Engine removal and installation	3.7
15	2101E7	OIL SEAL, DRIVESHAFT .....	1.2

Ref. No.	Part No.	Description	Reqd. QTY		Serial No.	Parts catalogue code
			SCV110H	E F		
1	11103-KWP-900	BUSH, ENGINE HANGER RUBBER ..	1	1		
2	11200-KWP-D01	CRANKCASE COMP., L. ....	1	1		
3	11203-KWP-D00	BUSH, RR. CUSHION UNDER RUBBER	1	1		
4	11204-KWP-D00	PLATE, OIL SEAL STOPPER .....	1	1		
5	12361-KPL-900	CAP, TAPPET ADJUSTING HOLE ..	1	1		
6	15421-KPL-900	SCREEN, OIL FILTER .....	1	1		
7	15426-KCW-880	SPRING, OIL FILTER SCREEN ...	1	1		
8	90008-KPL-900	BOLT, MAIN STAND SPRING .....	1	1		
9	90032-KWP-D00	BOLT B, STUD, 7X198 .....	2	2		
10	90474-333-000	WASHER, SEALING, 8MM .....	2	2		
11	91006-KWP-901	BEARING, RADIAL BALL, 6201 (NSK)	1	1		
	96100-62010-00	BEARING, RADIAL BALL, 6201 ..	1	-		
12	91007-KWP-901	BEARING, RADIAL BALL, 6202 (NSK)	1	1		
	96100-62020-00	BEARING, RADIAL BALL, 6202 ..	1	-		
13	91104-KCW-880	BEARING, RADIAL BALL, 6204 ..	1	1		
14	91202-KWP-D01	OIL SEAL, 20.8X53X6(ARS) ....	1	1		
15	91203-KWP-D01	OIL SEAL, 20X32X6.2(ARS) ....	1	1		
16	91302-001-020	O-RING, 30.8MM .....	1	1		
17	95701-06016-00	BOLT, FLANGE, 6X16 .....	2	2		
	95702-06016-00	.....	2	-		
18	95701-08012-00	BOLT, FLANGE, 8X12 .....	2	2		
	95702-08012-00	.....	2	-		



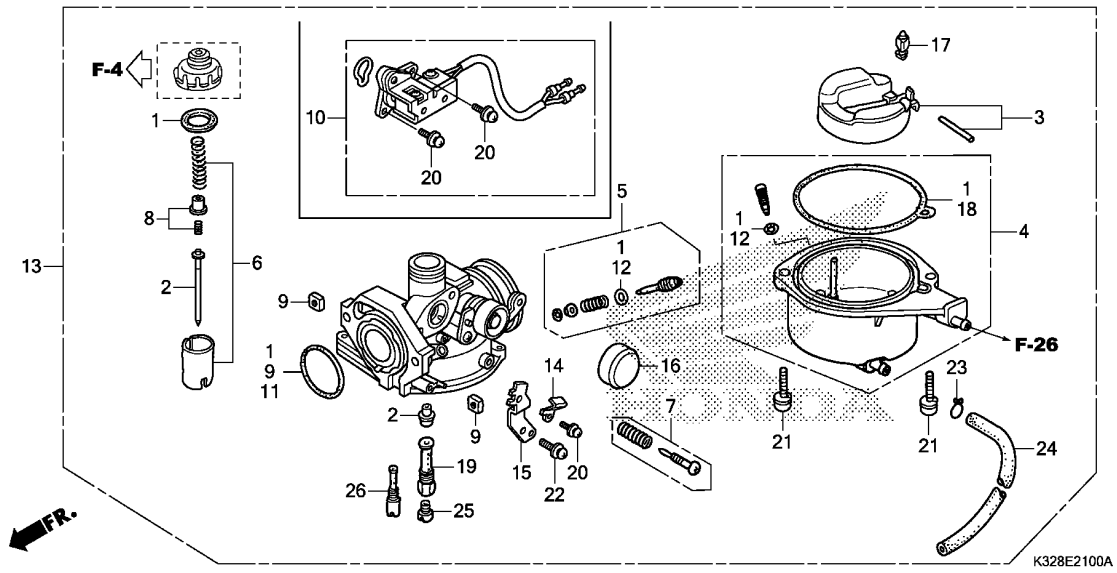
Ref. No.	L.O.N.	(Relative ref. Number) Description	F.R.T.
1	1101B5	CRANKSHAFT ..... .INCLUDES: Engine removal and installation (2,4,5)	3.9
3	111103	PISTON RING AND/OR PISTON(ONE) ..... .INCLUDES: Engine removal and installation	2.0

K328E2000

Ref. No.	Part No.	Description	Reqd. QTY		Serial No.	Parts catalogue code
			SCV110H	F		
1	13000-KWP-D01	CRANKSHAFT COMP. ....	1	1		
2	13011-KWP-D00	RING SET, PISTON(STD.) (RIKEN)	1	1		
	13012-KWP-D00	RING SET, PISTON(STD.) (SAM)	1	1		
	13021-KWP-D00	RING SET, PISTON(0.25) (RIKEN)	(1)	(1)		
	13022-KWP-D00	RING SET, PISTON(0.25) (SAM)	(1)	(1)		
	13031-KWP-D00	RING SET, PISTON(0.50) (RIKEN)	(1)	(1)		
	13032-KWP-D00	RING SET, PISTON(0.50) (SAM)	(1)	(1)		
	13041-KWP-D00	RING SET, PISTON(0.75) (RIKEN)	(1)	(1)		
	13042-KWP-D00	RING SET, PISTON(0.75) (SAM)	(1)	(1)		
	13051-KWP-D00	RING SET, PISTON(1.00) (RIKEN)	(1)	(1)		
	13052-KWP-D00	RING SET, PISTON(1.00) (SAM)	(1)	(1)		
	13013-KWP-D00	RING SET, PISTON(STD.) (TPR)	-	1		
	13023-KWP-D00	RING SET, PISTON(0.25) (TPR)	-	(1)		
	13033-KWP-D00	RING SET, PISTON(0.50) (TPR)	-	(1)		
	13043-KWP-D00	RING SET, PISTON(0.75) (TPR)	-	(1)		
	13053-KWP-D00	RING SET, PISTON(1.00) (TPR)	-	(1)		
3	13101-KWP-D00	PISTON(STD.) .....	1	1		
	13102-KWP-D00	PISTON(0.25) .....	(1)	(1)		
	13103-KWP-D00	PISTON(0.50) .....	(1)	(1)		
	13104-KWP-D00	PISTON(0.75) .....	(1)	(1)		
	13105-KWP-D00	PISTON(1.00) .....	(1)	(1)		
4	13111-KWS-900	PIN, PISTON .....	1	1		
5	13115-KWS-900	CLIP, PISTON PIN, 12MM .....	2	2		
6	90741-KPL-900	KEY, WOODRUFF .....	1	1		

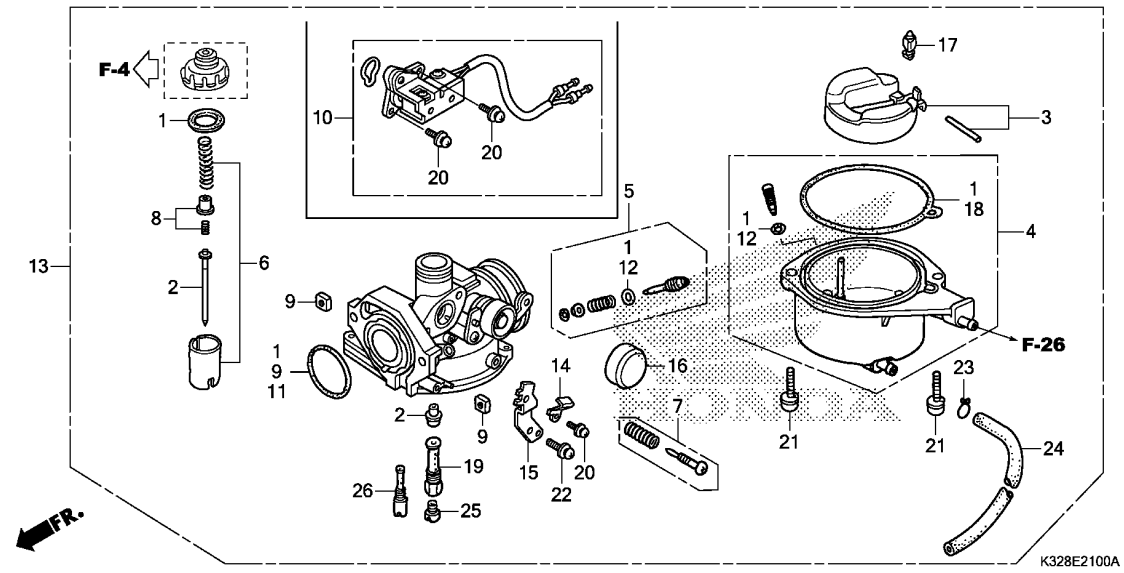






Ref. No.	L.O.N.	(Relative ref. Number) Description	F.R.T.
2	3111A3	NEEDLE, JET .....	0.6
3		(17)	
	311120	FLOAT OR FLOAT VALVE .....	0.5
4	3111A6	CHAMBER, FLOAT .....	0.4
6	3111A8	VALVE, THROTTLE .....	0.3
10	617115	SENSOR, THROTTLE .....	0.3
13	3111B5	CARBURETOR ASSEMBLY .....	0.6
25		(19,26)	
	3111D4	JET, MAIN .....	0.5

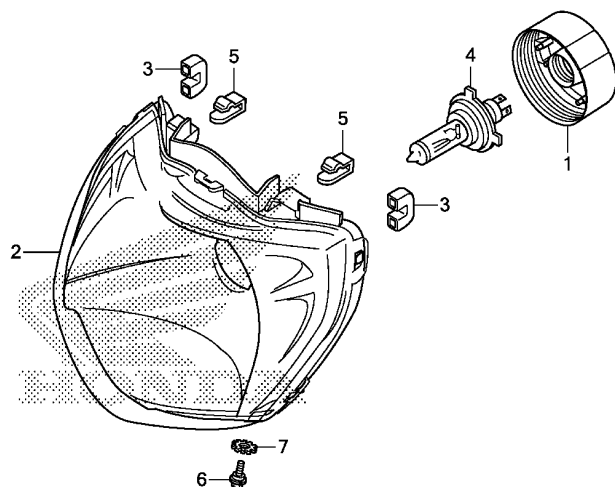
Ref. No.	Part No.	Description	Reqd. QTY		Serial No.	Parts catalogue code
			SCV110H			
			E	F		
1	16010-KVT-901	GASKET SET .....	1	-		
	16010-K24-901	.....	-	1		
2	16012-KVT-D01	NEEDLE SET, JET .....	1	-		
	16012-KWP-E01	.....	-	1		
3	16013-KRB-901	FLOAT SET .....	1	1		
4	16015-KVT-901	CHAMBER SET, FLOAT .....	1	-		
	16015-K24-901	.....	-	1		
5	16016-KPH-901	SCREW SET .....	1	1		
6	16022-KWP-901	VALVE SET, THROTTLE .....	1	-		
	16022-KWP-E01	.....	-	1		
7	16028-KPL-901	SCREW SET .....	1	1		
8	16037-KRS-601	PLATE SET, VALVE .....	1	1		
9	16041-KPL-901	NUT SET, SQUARE .....	1	1		
10	16060-KWP-901	SWITCH ASSY., THROTTLE .....	1	-		
11	16075-KPL-901	O-RING .....	1	1		
12	16076-KPL-901	O-RING .....	2	2		
13	16100-KVT-D01	CARBURETOR ASSY.(PB5LV A) .....	1	-		
	16100-KVT-F01	CARBURETOR ASSY.(PB5TD A) .....	-	1		
14	16119-KPL-901	PLATE, STAY .....	1	1		
15	16119-KWP-901	STAY, WIRE .....	1	1		
16	16148-KPL-901	CAP, CHOKE DUST .....	1	1		
17	16155-KPL-901	VALVE COMP., FLOAT .....	1	1		
18	16163-GFP-901	GASKET, FLOAT CHAMBER .....	1	-		
	16163-KWS-901	.....	-	1		
19	16165-KVT-D01	HOLDER, NEEDLE JET .....	1	1		
20	93892-04010-18	SCREW-WASHER, 4X10 .....	3	1		



Ref. No.	Part No.	Description	Reqd. QTY		Serial No.	Parts catalogue code
			SCV110H	F		
21	93892-04018-08	SCREW-WASHER, 4X18	2	2		
22	93892-05012-18	SCREW-WASHER, 5X12	1	1		
23	95002-02659	CLIP, TUBE(B6.5)	1	1		
24	95005-35280-50	TUBE, 3.5X280(95005-35001-50M)	1	1		
25	99101-KSS-0880	JET, MAIN, #88	1	-		
	99101-GCK-0850	JET, MAIN, #85	-	1		
26	99103-KWP-0350	JET COMP.(#35X#35)	1	1		

F-1

HEADLIGHT

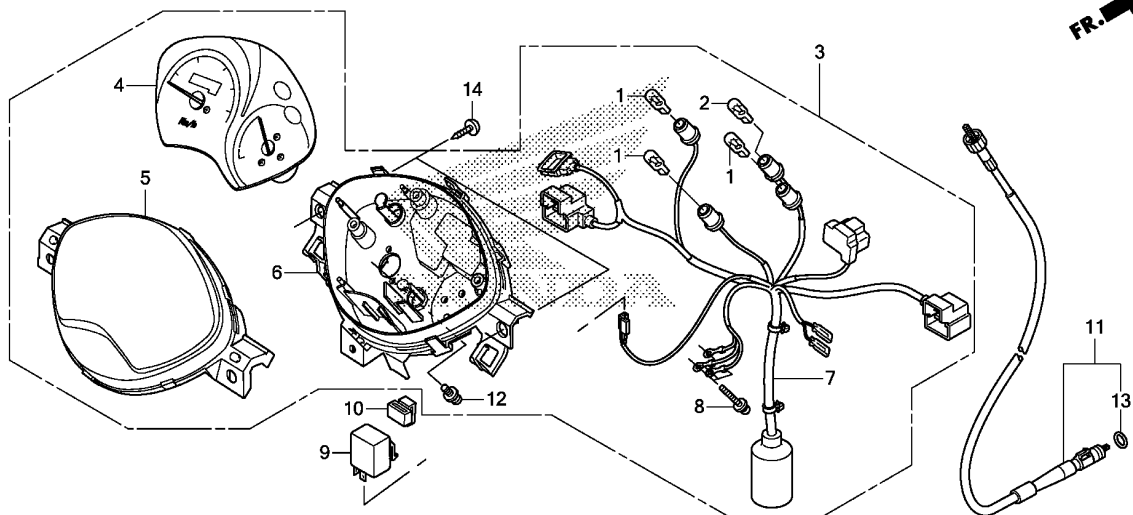


K328F0100

Ref. No.	L.O.N.	(Relative ref. Number) Description	F.R.T.
2	6161A7	HEADLIGHT UNIT .....	0.3
4		(1)	
	616118	BULB, HEADLIGHT .....	0.2

3

Ref. No.	Part No.	Description	Reqd. QTY		Serial No.	Parts catalogue code
			SCV110H	F		
1	33112-K32-901	COVER, RUBBER .....	1	1		
2	33120-K32-901	HEADLIGHT UNIT .....	1	1		
3	33706-KWS-901	TUBE .....	2	2		
4	34901-KSP-910	BULB, HEADLIGHT(HS1) (12V 35/35W)(PHILIPS)	1	1		
	34901-KVN-971	BULB, HEADLIGHT(HS1) (12V 35/35W)(PHOENIX)	1	1		
5	53209-GAH-000	CLIP, HEADLIGHT .....	2	2		
6	90103-KVH-900	BOLT, ADJUSTER .....	1	1		
7	90307-GW3-980	WASHER, LOCK, 6MM .....	1	1		



Ref. No.	L.O.N.	(Relative ref. Number) Description	F.R.T.
1	(2)	BULB, METER .....	0.2
.NOTE: Same time for two units or more			
3	8121A1	METER ASSY., COMBINATION .....	0.5
4	8121A2	METER, COMBINATION .....	0.6
5	8121B7	LENS, METER .....	0.4
6	8121B3	CASE, METER .....	0.5
7	6161G4	SOCKET ASSY., METER BULB .....	0.5
9	6111C3	RELAY, WINKER .....	0.3
11	811160	CABLE, SPEEDOMETER .....	0.4

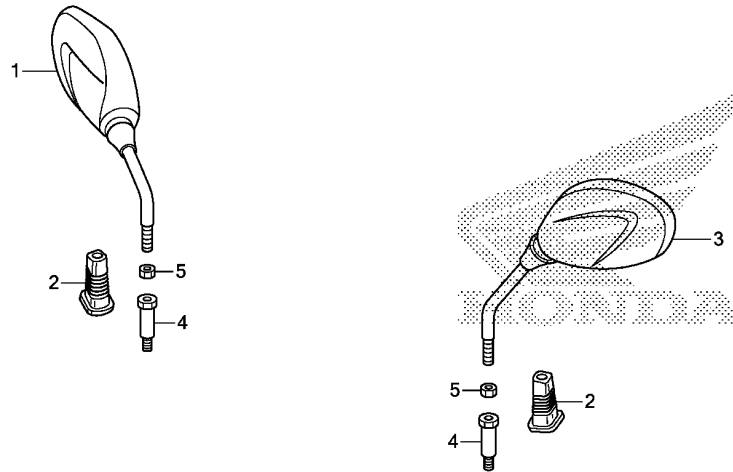
Ref. No.	Part No.	Description	Reqd. QTY		Serial No.	Parts catalogue code
			SCV110H	F		
1	34908-KVE-900	BULB, WEDGE BASE(T10) (12V 1.7W)(TOSHIBA)	3	3		
2	34909-KVE-900	BULB, WEDGE BASE(T10)(12V 3W)	1	1		
3	37200-K32-901	SPEEDOMETER ASSY.(KPH) .....	1	-		
	37200-K32-F01	METER ASSY., SPEED(KPH) .....	-	1		
4	37210-K32-901	METER COMP., SPEED & FUEL .....	1	1		
5	37211-K32-901	LENS .....	1	1		
6	37220-K32-901	CASE COMP. ....	1	1		
7	37224-K32-901	SOCKET COMP. ....	1	-		
	37224-K32-F01	.....	-	1		
8	37305-KE5-008	SCREW-WASHER, 3X22 .....	3	3		
9	38301-KWA-931	RELAY COMP., WINKER .....	1	-		
10	38306-GE7-000	SUSPENSION, WINKER RELAY .....	1	-		
11	44830-K32-901	CABLE COMP., SPEEDOMETER .....	1	1		
12	90035-166-008	SCREW-WASHER, SPECIAL, 4X10 .....	2	2		
13	91352-GAZ-930	O-RING, 8.5X1.5 .....	1	1		
14	93903-25380	SCREW, TAPPING, 5X16 .....	3	3		



F-3

MIRROR

F 3



K328F0300

Ref. L.O.N. (Relative ref. Number) F.R.T.  
No. Description

NO INFORMATION .....

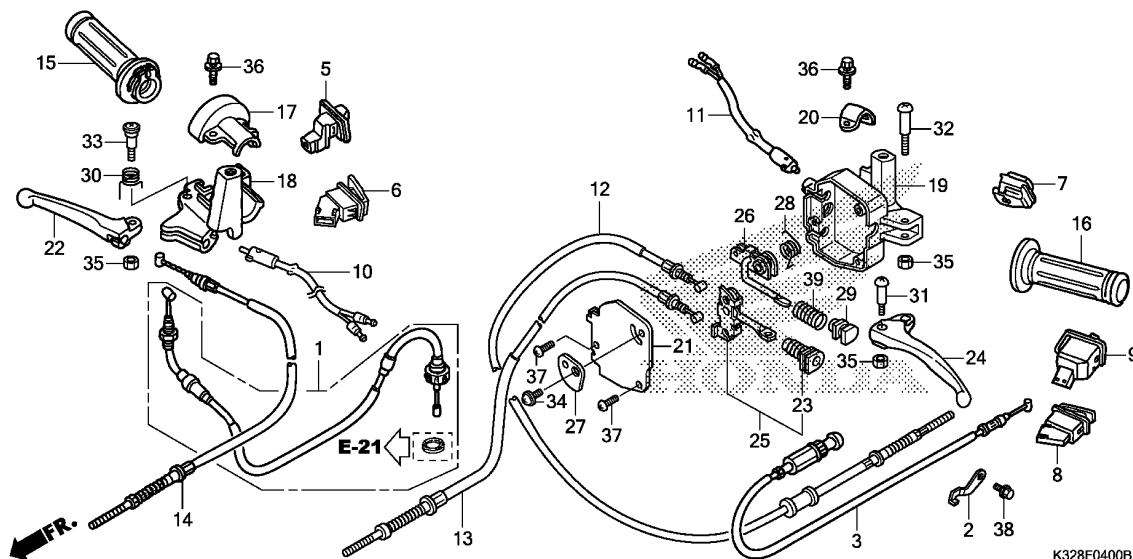
3

Ref. No.	Part No.	Description	Reqd. QTY		Serial No.	Parts catalogue code
			SCV110H	F		
1	88110-KWP-901	MIRROR ASSY., R. BACK .....	1	-		
	88110-KWP-F01	.....	-	1		
2	88113-KRP-N40	CAP, LOCK NUT .....	2	2		
3	88120-KWP-901	MIRROR ASSY., L. BACK .....	1	-		
	88120-KWP-F01	.....	-	1		
4	90102-KWP-900	BOLT, ADAPTER, 8MM .....	2	2		
5	90310-KPL-900	LOCK NUT, R. MIRROR (LEFT HAND THREAD)	2	2		

F-4

HANDLE LEVER/SWITCH/CABLE

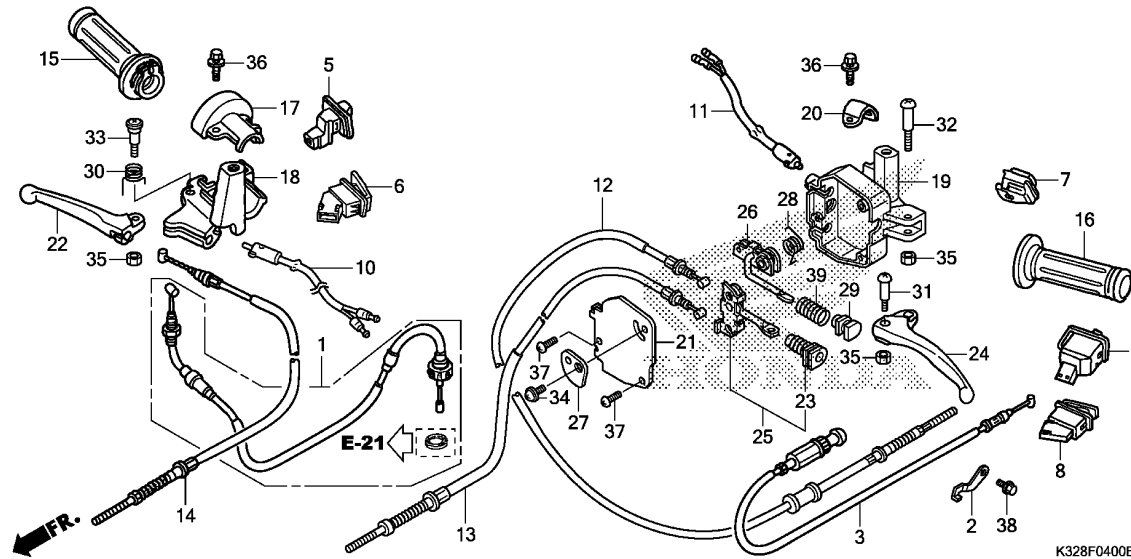
F 4



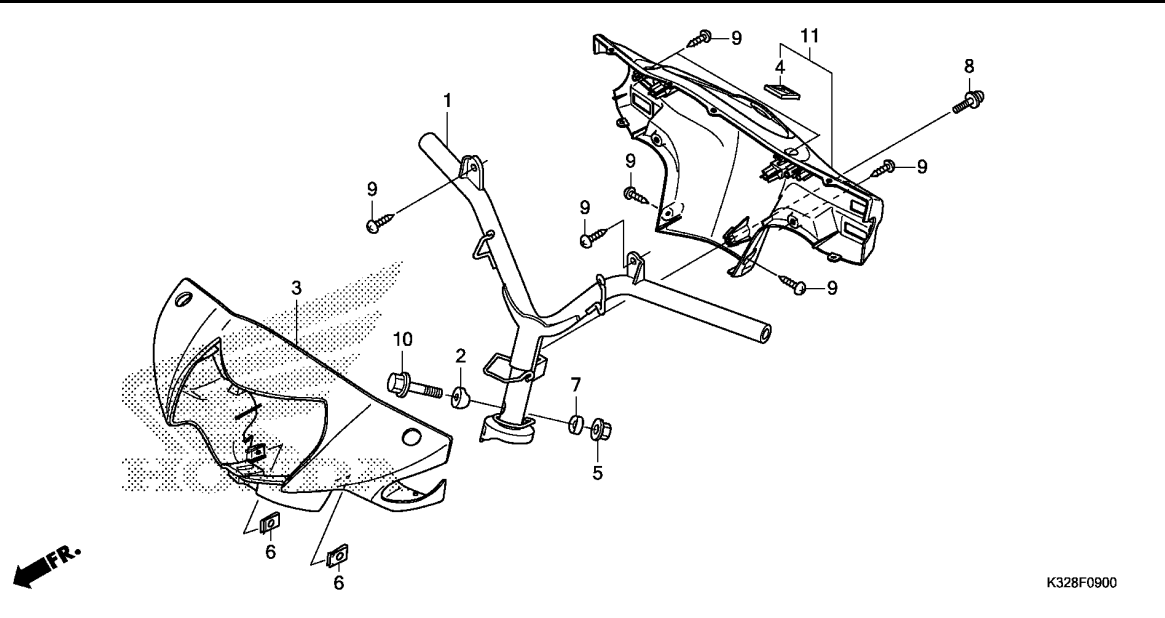
Ref. No.	L.O.N.	(Relative ref. Number) Description	F.R.T.
1	811100	CABLE, THROTTLE .....	0.9
3	811120	CABLE, CHOKE .....	0.8
5	6151C1	SWITCH, LIGHTING .....	0.3
6	615116	SWITCH, STARTER .....	0.3
7	615117	SWITCH, DIMMER .....	0.3
8	6151A3	SWITCH, HORN .....	0.3
9	615118	SWITCH, WINKER .....	0.3
10	6151B2	SWITCH, FRONT STOP .....	0.3
11	6151B3	SWITCH, REAR STOP :LEVER SIDE	0.4
	6151B6	SWITCH, STOP :BOTH .....	0.5
12	811130	CABLE, REAR BRAKE .....	0.8
13	8111B3	CABLE, FRONT BRAKE SECOND ...	0.6
14	811125	CABLE, FRONT BRAKE .....	0.6
15	810150	GRIP, THROTTLE .....	0.3
16	8101C0	GRIP, HANDLE :LEFT .....	0.1
18	810155	HOUSING, THROTTLE .....	0.4
19	8101C8	BRACKET, HANDLE LEVER :LEFT ..	0.6
22	8101C7	LEVER, HANDLE :RIGHT .....	0.2
24	8101C6	LEVER, HANDLE :LEFT .....	0.2
	8101F5	LEVER, HANDLE :BOTH .....	0.3
25	8101D1	EQUALIZER, BRAKE CABLE .....	0.4

Ref. No.	Part No.	Description	Reqd. QTY		Serial No.	Parts catalogue code
			SCV110H	E F		
1	06179-KZK-901	CABLE SET, THROTTLE .....	1	1		
2	11233-KZK-900	CLAMP, BRAKE CABLE .....	1	1		
3	17950-KWP-900	CABLE COMP., CHOKE .....	1	1		
5	35150-KZK-901	SWITCH UNIT, LIGHTING (JAY USHIN)	1	1		
6	35160-KWP-901	SWITCH UNIT, STARTER .....	1	1		
7	35170-KPL-842	SWITCH UNIT, DIMMER(JAY USHIN)	1	1		
	35170-KPL-901	SWITCH UNIT, DIMMER(MINDA) ..	1	1		
8	35180-KWP-901	SWITCH UNIT, HORN .....	1	1		
9	35200-KVT-911	SWITCH UNIT, WINKER(JAY USHIN)	1	1		
	35200-KWP-901	SWITCH UNIT, WINKER(MINDA) ..	1	1		
10	35340-KWP-900	SWITCH ASSY., FR. STOP .....	1	1		
11	35340-KWP-911	SWITCH ASSY., FR. STOP .....	1	-		
	35340-KWP-F01	.....	-	1		
12	43450-K32-901	CABLE COMP., RR. BRAKE .....	1	1		
13	45440-K32-901	CABLE COMP., L. FR. BRAKE ...	1	1		
14	45450-KWP-910	CABLE COMP., R. FR. BRAKE ...	1	1		
15	53146-KRB-901	GRIP COMP., THROTTLE .....	1	1		
16	53166-KPL-901	GRIP, L. HANDLE .....	1	1		
17	53167-KPL-900	HOUSING, UPPER THROTTLE .....	1	1		
18	53168-KWP-900	HOUSING, UNDER THROTTLE .....	1	1		
19	53172-KWP-910	BRACKET, L. BRAKE LEVER .....	1	1		
20	53173-KPL-900	BAND, HANDLE BRACKET .....	1	1		
21	53173-KWP-910	COVER, L. BRAKE LEVER BRACKET	1	1		
22	53175-KZN-910	LEVER, R. STEERING HANDLE ...	1	-		





Ref. No.	Part No.	Description	Reqd. QTY		Serial No.	Parts catalogue code
			SCV110H	E F		
22)	53175-KWP-D00	LEVER, R. STEERING HANDLE ...	-	1		
23	53176-GBL-870	BOOT, BRAKE LEVER ROD .....	1	1		
24	53178-KWP-910	LEVER, L. STEERING HANDLE ...	1	-		
	53178-KWP-D00	.....	-	1		
25	53180-KWP-910	EQUALIZER COMP. ....	1	1		
26	53185-KWP-910	ARM COMP., RR. BRAKE LOCK ...	1	1		
27	53186-GBL-870	COVER, RR. BRAKE LOCK LEVER ..	1	1		
28	53186-KWP-910	SPRING, BRAKE LOCK ARM RETURN	1	1		
29	53189-KWP-910	STOPPER, EQUALIZER .....	1	-		
	53189-K24-900	.....	-	1		
30	53199-KZN-910	SPRING, BRAKE LEVER RETURN ..	1	1		
31	90115-KPL-900	SCREW, HANDLE LEVER PIVOT ...	1	1		
32	90115-KRP-980	SCREW, HANDLE LEVER PIVOT ...	1	1		
33	90115-KZN-910	SCREW, HANDLE LEVER PIVOT ...	1	1		
34	90118-KWP-910	SCREW, PAN, 5X13 .....	1	1		
35	90304-KPL-900	NUT, HEX., 5MM .....	3	3		
36	93401-06020-00	BOLT-WASHER, 6X20 .....	2	2		
37	93500-05012-1H	SCREW, PAN, 5X12 .....	2	2		
38	96001-06010-00	BOLT, FLANGE, 6X10 .....	1	1		
39	53188-K24-900	SPRING, DELAY .....	-	1		



Ref. No.	L.O.N.	(Relative ref. Number) Description	F.R.T.
1	810100	PIPE, STEERING HANDLE	0.9
3	4131B5	COVER, HANDLE :FRONT	0.3
11	4131B6	COVER, HANDLE :REAR	0.5
	4131U1	COVER, HANDLE :BOTH	0.6

Ref. No.	Part No.	Description	Reqd. QTY		Serial No.	Parts catalogue code
			SCV110H	F		
1	53100-K32-900	HANDLE COMP., STEERING	1	1		
2	53124-KWP-900	COLLAR, HANDLE SETTING	1	1		
3	53205-K32-900ZA	COVER, FR. HANDLE				
	53205-K32-900ZB	*R316M*...ALPHA RED METALLIC	1	1	----- ID	
	53205-K32-900ZC	*RP193M*AUTUMN BEIGE METALLIC	1	1	----- ID	
	53205-K32-900ZD	*P104M*EXOTIC PURPLE METALLIC	1	-		
	53205-K32-900ZE	*NHA66P*..PEARL SUNBEAM WHITE	1	-		
	53205-K32-900ZF	*P105M*ORCHID PURPLE METALLIC	-	1	----- 3ID	
	53205-K32-900ZG	*NHB63P*..PEARL AMAZING WHITE	-	1		
	53205-K32-900ZF	*NH1*.....BLACK	-	1	----- ID	
4	86150-KWS-601	EMBLEM, PRODUCT(SJS)	1	1		
5	90304-KTE-911	NUT, FLANGE SPECIAL, 10MM (SIMMODS MARSHALL)	1	1		
6	90344-KTE-910	NUT, CLIP, 4MM	2	2		
7	90502-KWP-900	COLLAR B, HANDLE SETTING	1	1		
8	93891-05016-07	SCREW-WASHER, 5X16	1	1		
9	93903-34480	SCREW, TAPPING, 4X16	8	8		
10	95801-10055-08	BOLT, FLANGE, 10X55	1	1		
	95802-10055-08		1	-		
11	53250-K32-900	COVER COMP., RR. HANDLE	1	-		
	53250-K32-F20ZA	*TYPE2*	-	1	----- 3ID	
	53250-K32-F20ZB	*TYPE1*	-	1		



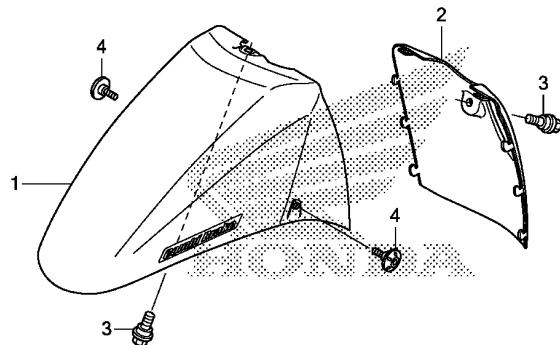


F-11

FRONT FENDER

F 7

Ref. No.	L.O.N.	(Relative ref. Number) Description	F.R.T.
1	4131B7	FENDER, FRONT .....	0.3
2	413104	FENDER B, FRONT .....	0.4



FR.

K328F1100

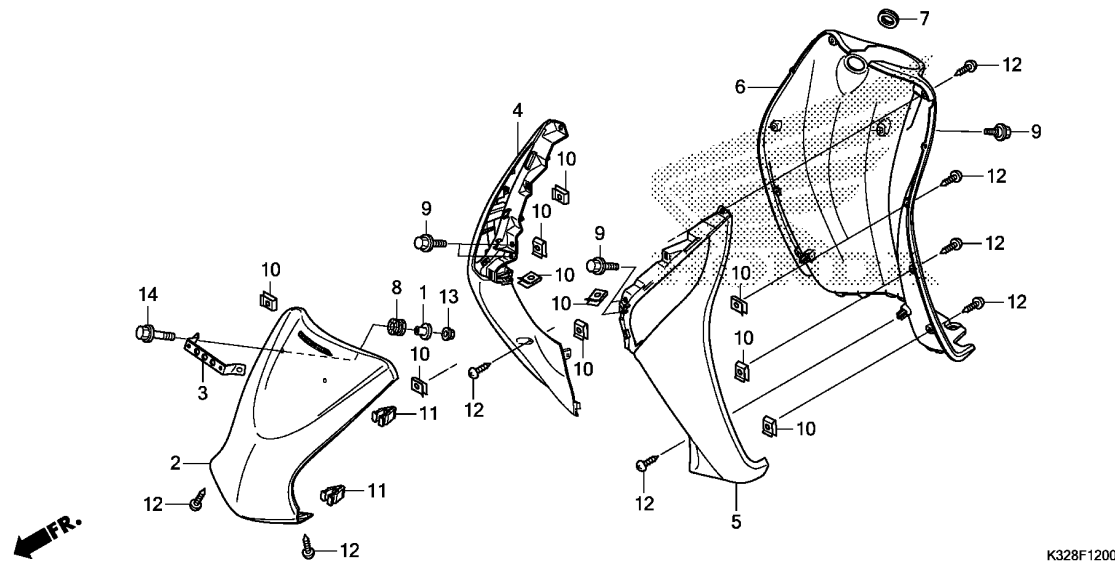
Ref. No.	Part No.	Description	Reqd. QTY		Serial No.	Parts catalogue code
			SCV110H	E F		
1	61000-K32-900ZA	FENDER SET, FR.(WL)	1	-		
		*TYPE4*	1	-		
	61000-K32-900ZB	*TYPE3*	1	-		
	61000-K32-900ZC	*TYPE2*	1	-		
	61000-K32-900ZD	*TYPE1*	1	-		
	61000-K32-F20ZA	*TYPE2*	-	1	----- 3ID	
	61000-K32-F20ZB	*TYPE1*	-	1	----- 3ID	
	61000-K32-F00ZA	*TYPE4*	-	1	----- ID	
	61000-K32-F00ZB	*TYPE3*	-	1	----- ID	
	61000-K32-F00ZC	*TYPE2*	-	1	----- ID	
	61000-K32-F00ZD	*TYPE1*	-	1	----- ID	
2	61110-K32-900	FENDER B, FR.	1	1		
3	90111-187-000	BOLT, FLANGE, 6MM	2	2		
4	90113-KRP-900	BOLT, SPECIAL HEX., 6X14	2	2		

3

F-12

FRONT COVER

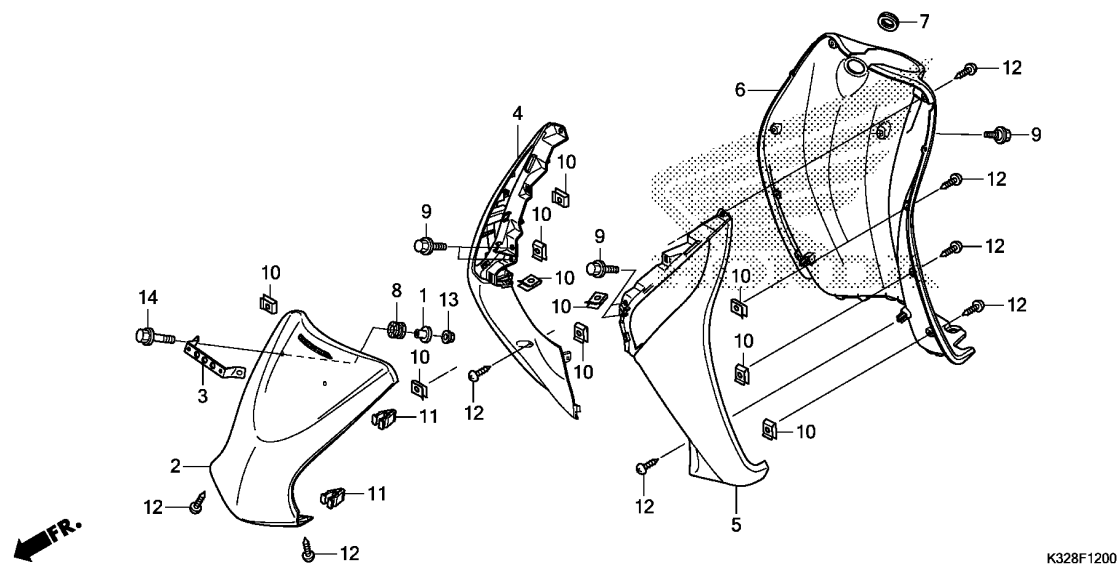
F 8



Ref. No.	L.O.N.	(Relative ref. Number) Description	F.R.T.
2	4111E3	COVER, FRONT .....	0.1
4	4111U8	COVER, FRONT :RIGHT .....	0.3
5	4111U7	COVER, FRONT :LEFT .....	0.3
	4111U9	COVER, FRONT :BOTH .....	0.4
6	411150	PANEL, INNER .....	0.8

Ref. No.	Part No.	Description	Reqd. QTY		Serial No.	Parts catalogue code
			SCV110H	F		
1	61104-428-000	COLLAR, FR. FENDER .....	2	2		
2	64300-K32-900ZA	COVER SET, FR. TOP(WL)				
	64300-K32-900ZB	*TYPE4*.....	1	-		
	64300-K32-900ZC	*TYPE3*.....	1	-		
	64300-K32-900ZD	*TYPE2*.....	1	-		
	64300-K32-F20ZA	*TYPE1*.....	1	-		
	64300-K32-F20ZB	*TYPE2*.....	-	1	-----	3ID
	64300-K32-F00ZA	*TYPE1*.....	-	1	-----	3ID
	64300-K32-F00ZB	*TYPE4*.....	-	1	-----	ID
	64300-K32-F00ZC	*TYPE3*.....	-	1	-----	ID
	64300-K32-F00ZD	*TYPE2*.....	-	1	-----	ID
	64300-K32-F00ZE	*TYPE1*.....	-	1	-----	ID
3	64303-K32-900	STAY, FR. NUMBER PLATE .....	1	1		
4	64304-K32-900ZA	COVER, R. FR.				
	64304-K32-900ZB	*R316M*...ALPHA RED METALLIC	1	1	-----	ID
	64304-K32-900ZC	*RP193M*AUTUMN BEIGE METALLIC	1	1	-----	ID
	64304-K32-900ZD	*P104M*EXOTIC PURPLE METALLIC	1	-		
	64304-K32-900ZE	*NHA66P*..PEARL SUNBEAM WHITE	1	-		
	64304-K32-900ZF	*P105M*ORCHID PURPLE METALLIC	-	1	-----	3ID
	64304-K32-900ZG	*NHB63P*..PEARL AMAZING WHITE	-	1	-----	ID
	64304-K32-900ZH	*NH1*.....BLACK	-	1	-----	ID
5	64305-K32-900ZA	COVER, L. FR.				
	64305-K32-900ZB	*R316M*...ALPHA RED METALLIC	1	1	-----	ID
	64305-K32-900ZC	*RP193M*AUTUMN BEIGE METALLIC	1	1	-----	ID
	64305-K32-900ZD	*P104M*EXOTIC PURPLE METALLIC	1	-		
	64305-K32-900ZE	*NHA66P*..PEARL SUNBEAM WHITE	1	-		
	64305-K32-900ZF	*P105M*ORCHID PURPLE METALLIC	-	1	-----	3ID
	64305-K32-900ZG	*NHB63P*..PEARL AMAZING WHITE	-	1	-----	ID
	64305-K32-900ZH	*NH1*.....BLACK	-	1	-----	ID

3



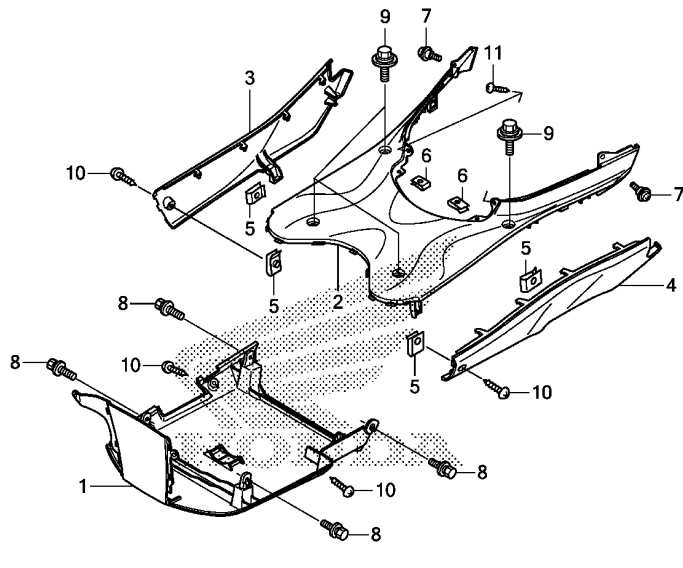
K328F1200

Ref. No.	Part No.	Description	Reqd. QTY		Serial No.	Parts catalogue code
			SCV110H	E F		
6	81131-K32-900	COVER, INNER .....	1	-		
	81131-K32-F20ZA	*TYPE2*.....	-	1	----- 3ID	
	81131-K32-F20ZB	*TYPE1*.....	-	1		
7	81132-KZK-900	RUBBER, KEY CYLINDER .....	1	1		
8	84703-425-000	RUBBER, TAILLIGHT MOUNTING ..	2	2		
9	90111-187-000	BOLT, FLANGE, 6MM .....	5	5		
10	90344-KRP-900	NUT, CLIP, 5MM .....	10	10		
11	90666-SDA-A01	CLIP, SNAP FITTING(PO) (NATURAL)	4	4		
12	93903-25380	SCREW, TAPPING, 5X16 .....	12	12		
13	94050-06080	NUT, FLANGE, 6MM .....	2	2		
14	95701-06025-00	BOLT, FLANGE, 6X25 .....	2	2		
	95702-06025-00	.....	2	-		

F-14

FLOOR STEP

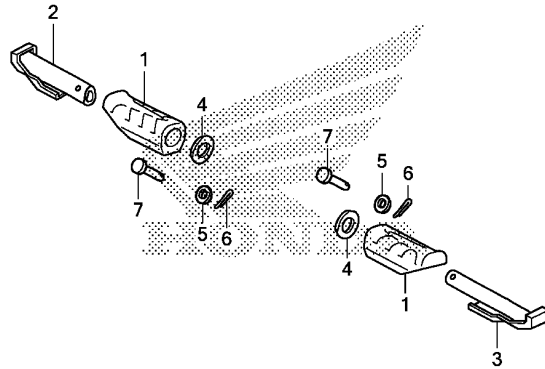
F10



K328F1400

Ref. No.	L.O.N.	(Relative ref. Number) Description	F.R.T.
1	4131B4	COVER, UNDER .....	0.3
2	4131D2	STEP, FLOOR .....	0.6
3	4131J6	COVER, FLOOR SIDE :RIGHT .....	0.1
4	4131J5	COVER, FLOOR SIDE :LEFT .....	0.1
	4131X0	COVER, FLOOR SIDE :BOTH .....	0.2

Ref. No.	Part No.	Description	Reqd. QTY		Serial No.	Parts catalogue code
			SCV110H	E F		
1	50621-K32-900	COVER, UNDER .....	1	1		
2	64310-K32-900	STEP, FLOOR .....	1	-		
	64310-K32-F20ZA	*TYPE2*.....	-	1	-----	3ID
	64310-K32-F20ZB	*TYPE1*.....	-	1		
3	64320-K32-900ZA	COVER, R. FLOOR SIDE				
		*R316M*....ALPHA RED METALLIC	1	1	-----	ID
	64320-K32-900ZB	*RP193M*AUTUMN BEIGE METALLIC	1	1	-----	ID
	64320-K32-900ZC	*P104M*EXOTIC PURPLE METALLIC	1	-		
	64320-K32-900ZD	*NHA66P*..PEARL SUNBEAM WHITE	1	-		
	64320-K32-900ZE	*P105M*ORCHID PURPLE METALLIC	-	1	-----	3ID
	64320-K32-900ZG	*NHB63P*..PEARL AMAZING WHITE	-	1		
	64320-K32-900ZF	*NH1*.....BLACK	-	1	-----	ID
4	64330-K32-900ZA	COVER, L. FLOOR SIDE				
		*R316M*....ALPHA RED METALLIC	1	1	-----	ID
	64330-K32-900ZB	*RP193M*AUTUMN BEIGE METALLIC	1	1	-----	ID
	64330-K32-900ZC	*P104M*EXOTIC PURPLE METALLIC	1	-		
	64330-K32-900ZD	*NHA66P*..PEARL SUNBEAM WHITE	1	-		
	64330-K32-900ZE	*P105M*ORCHID PURPLE METALLIC	-	1	-----	3ID
	64330-K32-900ZG	*NHB63P*..PEARL AMAZING WHITE	-	1		
	64330-K32-900ZF	*NH1*.....BLACK	-	1	-----	ID
5	90344-KRP-900	NUT, CLIP, 5MM .....	4	4		
6	90344-KTE-910	NUT, CLIP, 4MM .....	2	2		
7	91509-GE2-760	SCREW, PAN, 5X11.5 .....	2	2		
8	93404-06016-07	BOLT-WASHER, 6X16 .....	4	4		
9	93404-06025-07	BOLT-WASHER, 6X25 .....	4	4		
10	93903-25380	SCREW, TAPPING, 5X16 .....	4	4		
11	93903-34380	SCREW, TAPPING, 4X12 .....	2	2		



K328F1410

Ref. No.	L.O.N.	(Relative ref. Number) Description	F.R.T.
2	(1)		
4101C8	(1)	BAR, PILLION STEP :RIGHT .....	0.6
3	(1)		
4101C7	(1)	BAR, PILLION STEP :LEFT .....	0.6
4101P4	(1)	BAR, PILLION STEP :BOTH .....	0.7

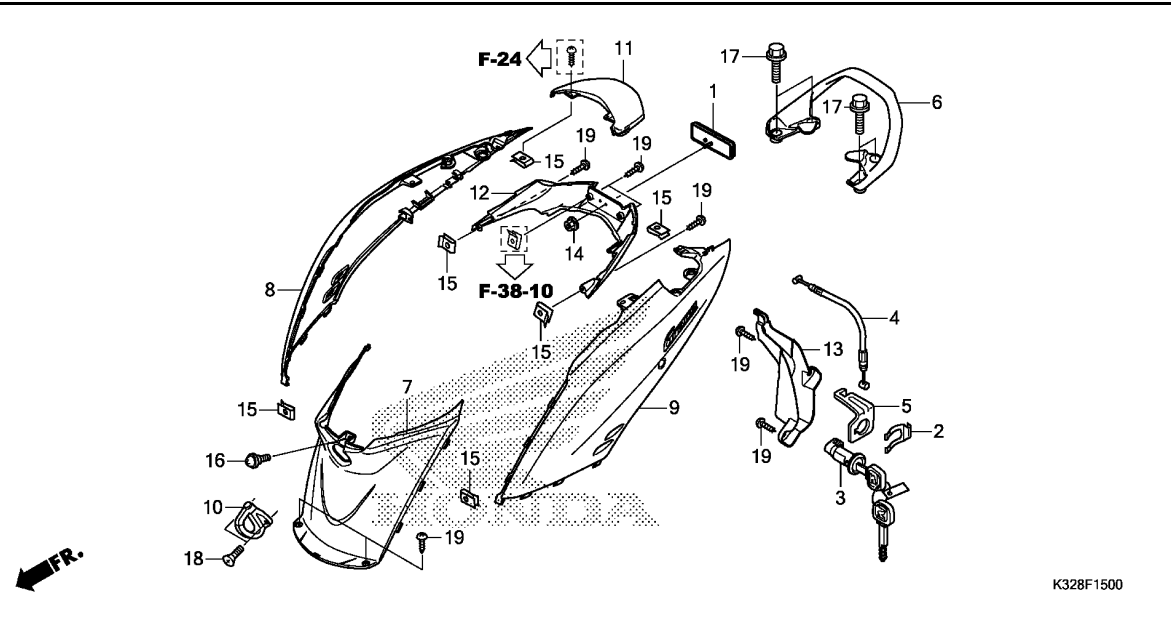
3

Ref. No.	Part No.	Description	Reqd. QTY		Serial No.	Parts catalogue code
			SCV110H E	F		
1	50710-KYJ-900	RUBBER, PILLION STEP .....	2	-		
	50710-K32-900	.....	-	2		
2	50711-K32-900	BAR, R. PILLION STEP .....	1	1		
3	50712-K32-900	BAR, L. PILLION STEP .....	1	1		
4	50715-KE8-000	PLATE, PILLION STEP SIDE .....	2	2		
5	94101-06000	WASHER, PLAIN, 6MM .....	2	2		
6	94201-16150	PIN, SPLIT, 1.6X15 .....	2	2		
7	95015-81000	PIN A, PILLION STEP .....	2	2		

# F-15

# BODY COVER

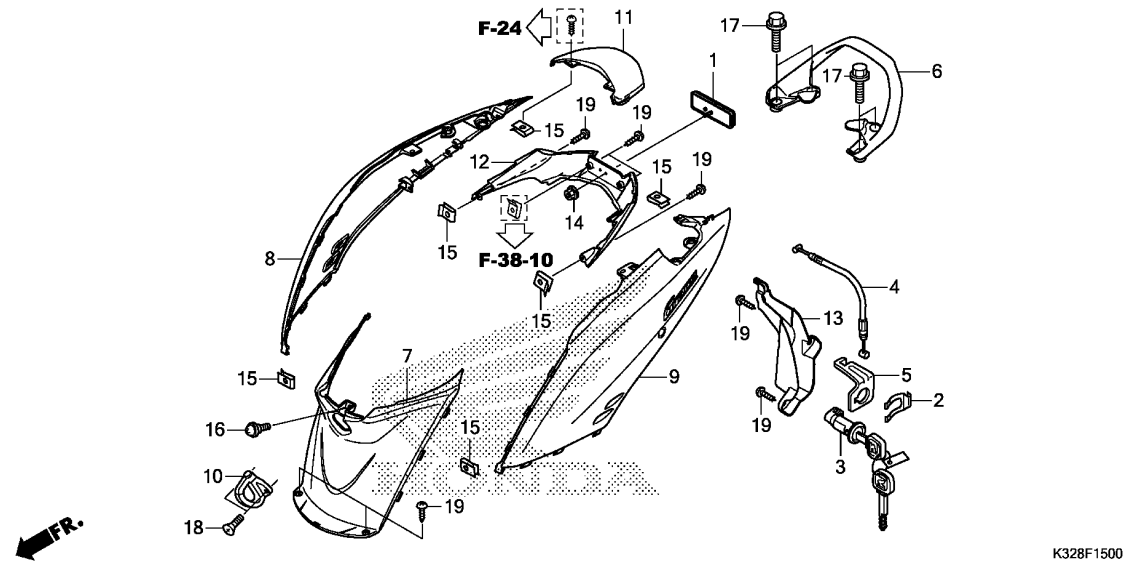
# F12



Ref. No.	L.O.N.	(Relative ref. Number) Description	F.R.T.
3	4131F2	KEY, SEAT LOCK .....	0.5
4	811175	CABLE, SEAT LOCK .....	0.5
6	4131F6	RAIL, GRAB :REAR .....	0.1
7	4131R6	COVER, BODY :CENTER .....	0.1
8	4131J0	COVER, BODY :RIGHT .....	0.6
9	4131H9	COVER, BODY :LEFT .....	0.7
	4131J1	COVER, BODY :BOTH .....	0.7
11	4131J8	COVER, REAR CENTER .....	0.1
12	413124	COVER, REAR UNDER .....	0.1

Ref. No.	Part No.	Description	Reqd. QTY	Serial No.	Parts catalogue code
			SCV110H E F		
1	33741-KPL-902	REFLECTOR, REFLEX .....	1 1		
2	75582-KCW-870	SPRING, LOCK KEY SETTING .....	1 1		
3	77239-KPL-841	KEY, SEAT LOCK .....	1 1		
4	77240-K32-900	CABLE, SEAT LOCK .....	1 1		
5	77241-KZK-900	STAY, SEAT LOCK .....	1 1		
6	77300-K32-900ZA	GRIP, RR. *NH168M*VERNIER GRAY METALLIC	1 1		
7	80151-K32-900	COVER, CENTER .....	1 -		
	80151-K32-F20ZA	*TYPE2*.....	- 1	----- 3ID	
	80151-K32-F20ZB	*TYPE1*.....	- 1		
8	83100-K32-901ZA	COVER SET, R. BODY(WL) *TYPE4*.....	1 -		
	83100-K32-901ZB	*TYPE3*.....	1 -		
	83100-K32-901ZC	*TYPE2*.....	1 -		
	83100-K32-901ZD	*TYPE1*.....	1 -		
	83100-K32-F20ZA	*TYPE2*.....	- 1	----- 3ID	
	83100-K32-F20ZB	*TYPE1*.....	- 1	----- 3ID	
	83100-K32-F00ZA	*TYPE4*.....	- 1	----- ID	
	83100-K32-F00ZB	*TYPE3*.....	- 1	----- ID	
	83100-K32-F00ZC	*TYPE2*.....	- 1	----- ID	
	83100-K32-F00ZD	*TYPE1*.....	- 1	----- ID	
9	83200-K32-901ZA	COVER SET, L. BODY(WL) *TYPE4*.....	1 -		
	83200-K32-901ZB	*TYPE3*.....	1 -		
	83200-K32-901ZC	*TYPE2*.....	1 -		
	83200-K32-901ZD	*TYPE1*.....	1 -		
	83200-K32-F20ZA	*TYPE2*.....	- 1	----- 3ID	
	83200-K32-F20ZB	*TYPE1*.....	- 1	----- 3ID	



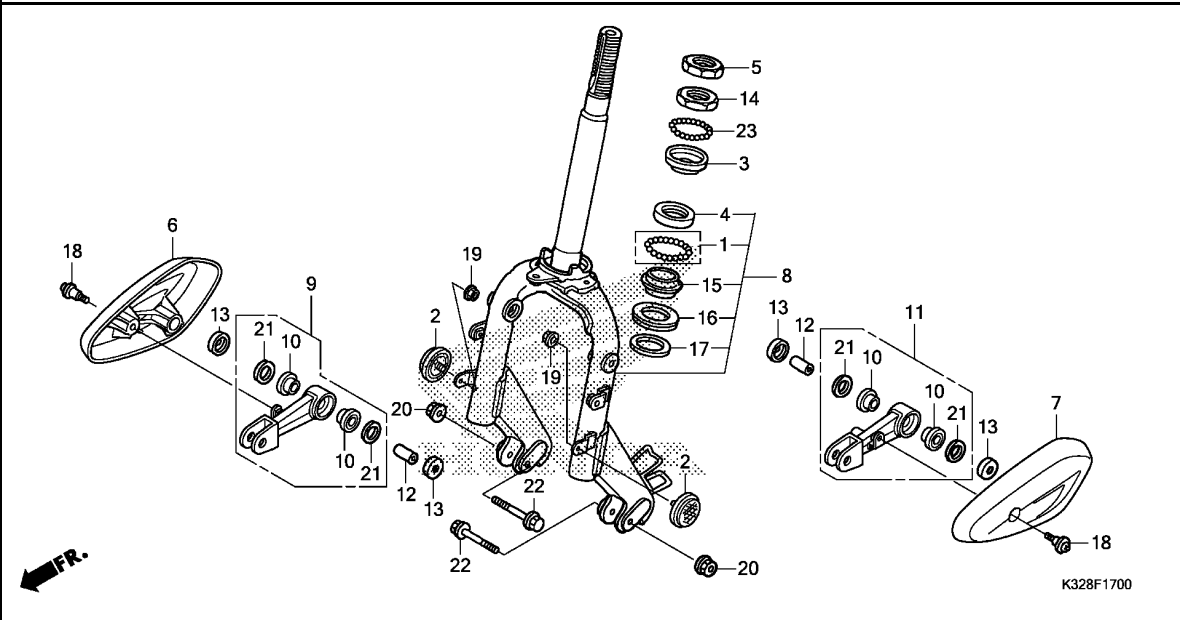


Ref. No.	Part No.	Description	Reqd. QTY		Serial No.	Parts catalogue code
			SCV110H	E F		
(9)	83200-K32-F00ZA	COVER SET, L. BODY(WL)	-	1	----- ID	
		*TYPE4*	-	1	----- ID	
	83200-K32-F00ZB	*TYPE3*	-	1	----- ID	
	83200-K32-F00ZC	*TYPE2*	-	1	----- ID	
	83200-K32-F00ZD	*TYPE1*	-	1	----- ID	
10	83508-KPL-900	HOOK, LUGGAGE	1	1		
11	83510-K32-900	COVER, RR. CENTER UPPER	1	1		
12	83520-K32-900	COVER, RR. CENTER LOWER	1	1		
13	83640-K32-900	COVER, SEAT LOCK CABLE	1	1		
14	90301-KWN-901	NUT, U, 5MM	1	1		
15	90344-KTE-910	NUT, CLIP, 4MM	6	6		
16	91509-GE2-760	SCREW, PAN, 5X11.5	1	1		
17	93406-08025-00	BOLT-WASHER, 6X28	4	4		
18	93600-05012-06	SCREW, FLAT, 5X12	2	2		
19	93903-34380	SCREW, TAPPING, 4X12	8	8		

F-17

FRONT FORK

F14

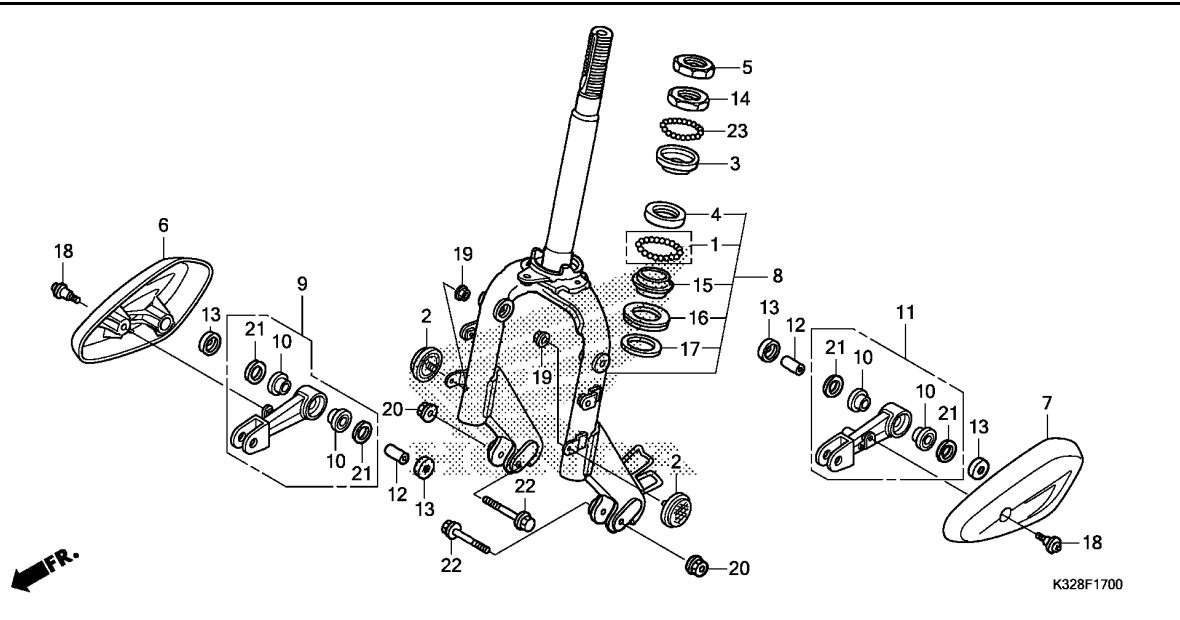


Ref. No.	L.O.N.	(Relative ref. Number) Description	F.R.T.
3		(23)	
3	5101A0	RACE, STEERING BALL :UPPER ...	1.2
4	5101A1	RACE, STEERING BALL :LOWER ...	1.4
	5101C9	RACE, STEERING BALL :BOTH ....	1.4
6	5111J7	COVER, PIVOT ARM :RIGHT .....	0.1
7	5111J6	COVER, PIVOT ARM :LEFT .....	0.1
	5111J8	COVER, PIVOT ARM :BOTH .....	0.1
8	511100	FORK ASSY., FRONT .....	1.6
9	5111A5	ARM, FORK PIVOT :RIGHT .....	0.3
11	5111A4	ARM, FORK PIVOT :LEFT .....	0.3
	5111A6	ARM, FORK PIVOT :BOTH .....	0.4
14	5101A9	RACE, STEERING TOP CONE .....	1.2
15		(1,16)	
	5101B0	RACE, STEERING BOTTOM CONE ...	1.4

Ref. No.	Part No.	Description	Reqd. QTY		Serial No.	Parts catalogue code
			SCV110H	F		
1	06531-KEM-P00	BALL SET, STEEL, #8X19 .....	1	1		
2	33740-KTE-601	REFLECTOR, FR. SIDE REFLEX ..	2	2		
3	50301-KEM-900	RACE, STEERING UPPER BALL ...	1	1		
4	50302-268-010	RACE, STEERING BOTTOM BALL ..	1	1		
	50302-KWP-D00	.....	1	1		
5	50306-KPL-900	NUT, STEERING STEM LOCK .....	1	1		
6	51103-KWP-940	COVER, R. PIVOT .....	1	1		
7	51104-KWP-940	COVER, L. PIVOT .....	1	1		
8	51110-K32-900	FORK SUB ASSY., FR. ....	1	1		
9	51215-KZK-900	ARM SET, R. PIVOT .....	1	1		
10	51314-KZK-901	BUSH, PIVOT ARM .....	4	4		
11	51315-KZK-900	ARM SET, L. PIVOT .....	1	1		
12	51334-KPL-900	COLLAR, ARM PIVOT .....	2	2		
13	51336-KZK-900	CAP, FR. FORK DISTANCE COLLAR	4	4		
14	53211-KEM-900	RACE, STEERING TOP CONE .....	1	1		
15	53212-250-010	RACE, STEERING BOTTOM CONE ..	1	1		
	53212-KWP-D00	.....	1	1		
16	53214-250-000	DUST SEAL, STEERING HEAD .....	1	1		
17	53215-KPL-900	WASHER, STEERING HEAD DUST				
		SEAL	1	1		
18	90102-KPL-900	SCREW, FORK COVER .....	2	2		
19	90302-KTE-911	NUT, FLANGE SPECIAL, 6MM				
		(SIMMONDS MARSHALL)	2	2		
20	90309-KTE-911	NUT, FLANGE SPECIAL, 8MM .....	2	2		
21	91251-GZ5-003	SEAL, PIVOT ARM .....	4	4		

3





Ref. No.	Part No.	Description	Reqd. QTY		Serial No.	Parts catalogue code
			SCV110H	F		

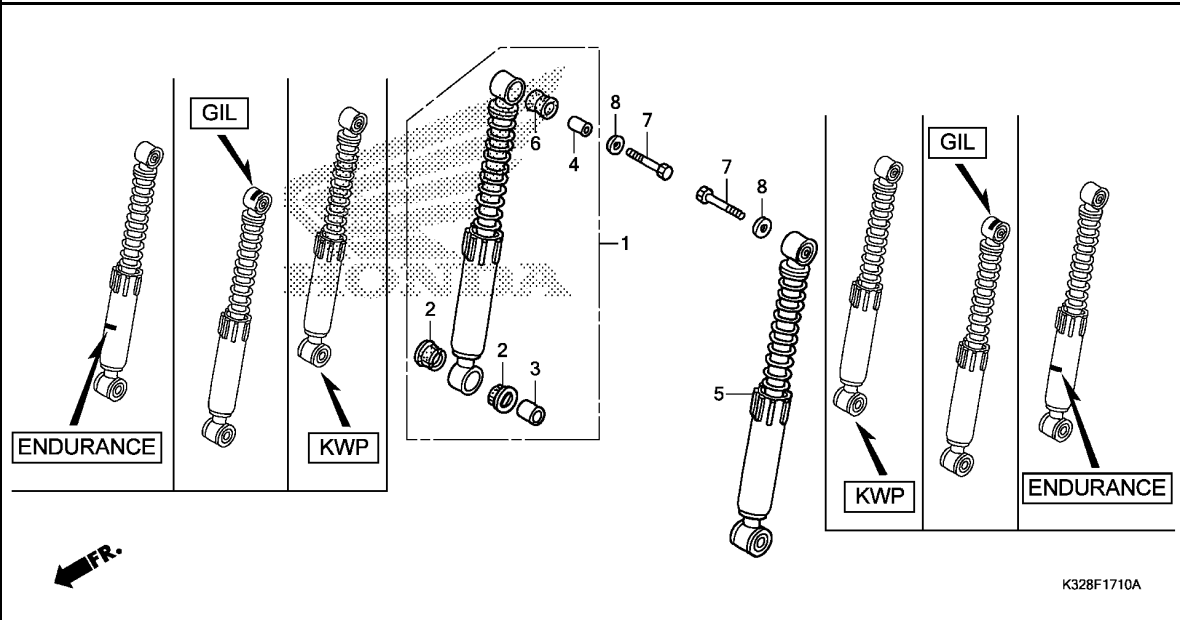
22	95801-08055-08	BOLT, FLANGE, 8X55 .....	2	2		
	95802-08055-08	.....	2	-		
23	96211-05000	BALL, STEEL, #5(5/32) .....	26	26		

3

# F-17-10

# FRONT CUSHION

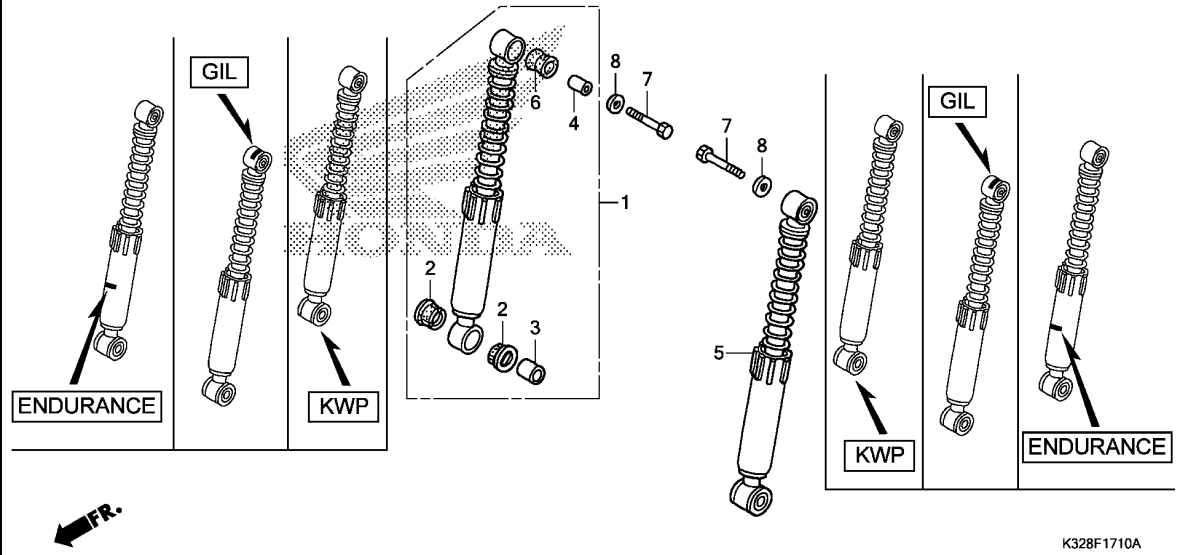
**F16**



Ref. No.	L.O.N.	(Relative ref. Number) Description	F.R.T.
1	5111G8	CUSHION ASSY., FRONT :RIGHT ..	0.3
5	5111G7	CUSHION ASSY., FRONT :LEFT ...	0.3
	5111H7	CUSHION ASSY., FRONT :BOTH ...	0.4

Ref. No.	Part No.	Description	Reqd. QTY		Serial No.	Parts catalogue code
			SCV110H	E F		
1	51400-KWP-901	CUSHION ASSY., R. FR.(SHOWA) (KWP)	1	1		
	51400-KWP-902	CUSHION ASSY., R. FR.(GABRIEL) (GIL)	1	-		
	51400-KWP-D01	CUSHION ASSY., R. FR. (ENDURANCE)	-	1		
	51400-KWP-E02	CUSHION ASSY., R. FR.(GABRIEL) (GIL)	-	1		
2	51413-GC8-003	BUSH, FR. CUSHION UNDER(SHOWA) (KWP)	4	4		
	51413-KPL-902	BUSH, FR. CUSHION UNDER (GABRIEL) (GIL)	4	4		
	51413-KWP-D01	BUSH, FR. CUSHION UNDER (ENDURANCE)	-	4		
3	51486-GC8-003	COLLAR, RUBBER BUSH(SHOWA) .. (KWP)	2	2		
	51486-KPL-903	COLLAR, RUBBER BUSH(GABRIEL) (GIL)	2	2		
	51487-KWP-D01	COLLAR, RUBBER BUSH(B) (ENDURANCE)	-	2		
4	51486-KRP-981	COLLAR, CUSHION RUBBER BUSH (SHOWA)	2	2		
	52486-KPL-903	COLLAR, RUBBER BUSH(GABRIEL) (GIL)	2	2		
	51486-KWP-D01	COLLAR, RUBBER BUSH(A) (ENDURANCE)	-	2		

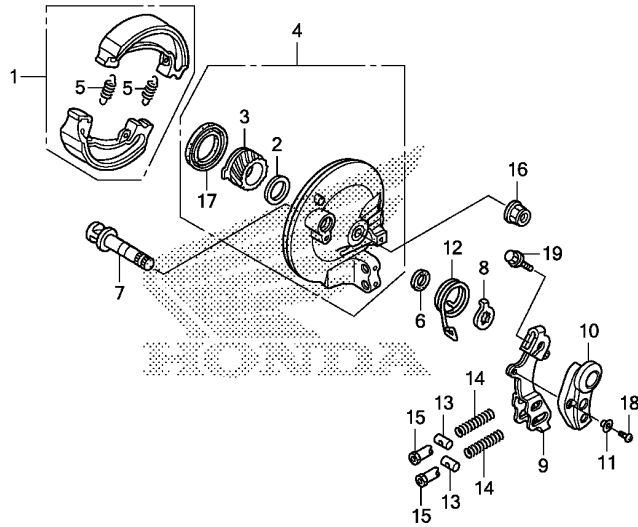
**3**



Ref. No.	Part No.	Description	Reqd. QTY		Serial No.	Parts catalogue code
			SCV110H	E F		
5	51500-KWP-901	CUSHION ASSY., L. FR.(SHOWA) (KWP)	1	1		
	51500-KWP-902	CUSHION ASSY., L. FR.(GABRIEL) (GIL)	1	-		
	51500-KWP-D01	CUSHION ASSY., L. FR. (ENDURANCE)	-	1		
	51500-KWP-E02	CUSHION ASSY., L. FR.(GABRIEL) (GIL)	-	1		
6	52489-331-003	RUBBER A, JOINT(SHOWA) .....	2	2		
	52489-KPL-902	BUSH, RUBBER(GABRIEL) .....	2	2		
	51489-KWP-D01	BUSH, FR. CUSHION UPPER (ENDURANCE)	-	2		
7	90121-KPL-900	BOLT, HEX., 8X32 .....	2	2		
8	90443-KPL-900	WASHER, SPECIAL, 8MM .....	2	2		

F-19

FRONT BRAKE PANEL



K328F1900

Ref. No.	L.O.N.	(Relative ref. Number) Description	F.R.T.
1	711115	SHOE(PAD) SET, BRAKE :FRONT ..	0.3
3		(17)	
	7101C3	GEAR, SPEEDOMETER .....	0.3
4	7111D0	PANEL, FRONT BRAKE .....	0.4
7	7111B3	CAM, BRAKE :FRONT .....	0.4
9	7111C3	ARM, BRAKE :FRONT .....	0.1

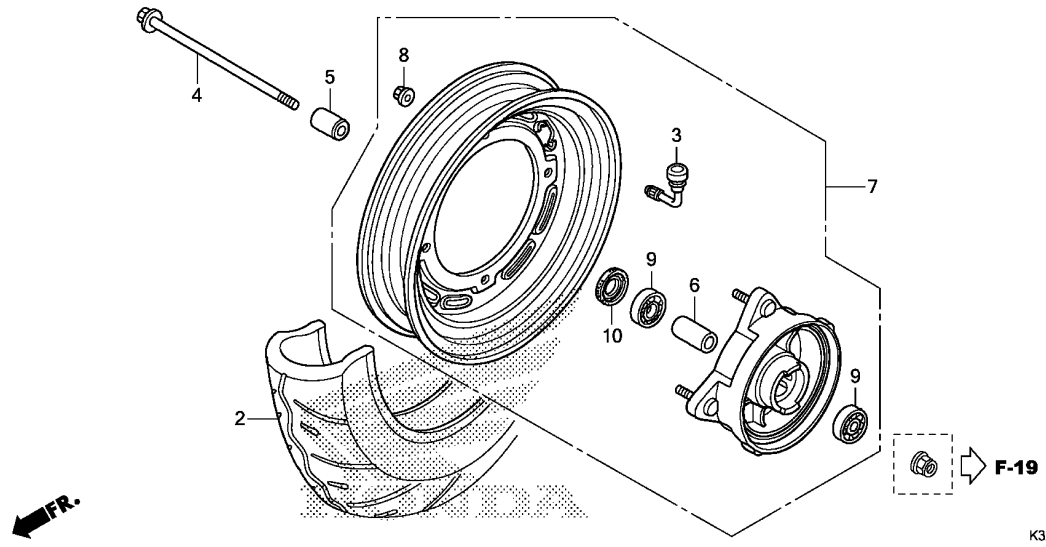
Ref. No.	Part No.	Description	Reqd. QTY		Serial No.	Parts catalogue code
			SCV110H	E		
1	06430-KWP-900	SHOE SET, BRAKE(JB) .....	1	1		
	06430-KWP-D00	SHOE SET, BRAKE(ASK) .....	1	1		
2	44809-KPL-900	WASHER, SPEEDOMETER GEAR .....	1	1		
3	44811-KPL-900	GEAR, SPEEDOMETER .....	1	1		
4	45010-KWP-910	PANEL SUB COMP., FR. BRAKE ..	1	1		
5	45133-KPL-900	SPRING, FR. BRAKE SHOE .....	2	2		
6	45134-250-000	DUST SEAL, BRAKE CAM .....	1	1		
7	45141-KWP-D00	CAM, FR. BRAKE .....	1	1		
8	45145-KPL-900	INDICATOR, FR. BRAKE .....	1	1		
9	45410-KWP-910	ARM COMP., FR. BRAKE .....	1	1		
10	45415-KWP-910	COVER, BRAKE ARM .....	1	1		
11	45416-KWP-910	COLLAR, BRAKE ARM COVER .....	1	1		
12	45435-KPL-900	SPRING, BRAKE ARM RETURN .....	1	1		
13	45453-KWP-911	JOINT, BRAKE ARM .....	2	2		
14	45456-KWP-910	SPRING, BRAKE CABLE END .....	2	2		
15	45459-KWP-911	NUT, BRAKE ADJUSTING .....	2	2		
16	90306-KTE-911	NUT, FLANGE SPECIAL, 12MM (SIMMONDS MARSHALL)	1	1		
	90306-KST-942	NUT, FLANGE, 12MM (LEO FASTENERS)	1	-		
17	91253-KPL-900	DUST SEAL, 41X60X7 .....	1	1		
18	93500-05010-1G	SCREW, PAN, 5X10 .....	1	1		
19	95701-06035-00	BOLT, FLANGE, 6X35 .....	1	1		
	95702-06035-00	.....	1	-		



# F-20-30

# FRONT WHEEL

**G 3**



K328F2030A

Ref. No.	L.O.N.	(Relative ref. Number) Description	F.R.T.
2	710139	FRONT TIRE(ONE)	0.5
4		(10)	
	710151	AXLE, FRONT WHEEL	0.2
7	7101D4	FRONT WHEEL	0.5
9	710115	BEARING, FRONT WHEEL(ONE)	0.4
	710115G	.Replace 1 bearing add	0.1

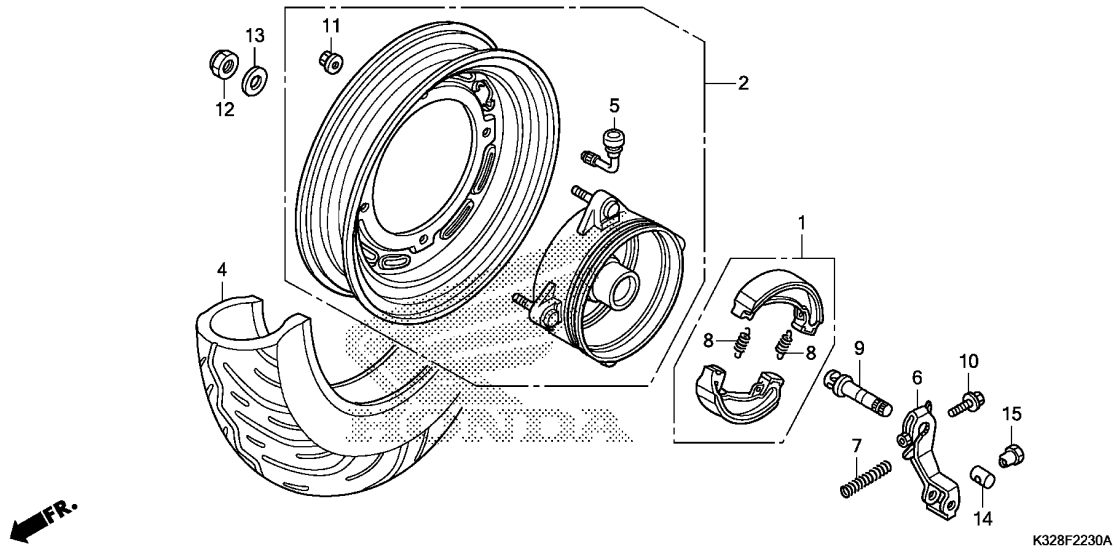
**3**

Ref. No.	Part No.	Description	Reqd. QTY		Serial No.	Parts catalogue code
			SCV110H	F		
2	42711-KWP-D01	TIRE(DUNLOP)(90/100-10 53J)	1	1		
	42711-KZK-901	TIRE(MRF)(90/100-10M/C 53J)	1	1		
	42711-KZK-902	TIRE(TVS)(90/100-10M/C 53J)	1	1		
	42711-KWP-F01	TIRE(CEAT)(90/100-10 53J)	-	1		
3	42753-KZK-901	VALVE, RIM(TRITON)	1	-		
	42753-KWP-E01	.....	-	1		
4	44301-KPL-900	AXLE, FR. WHEEL	1	1		
5	44311-KPL-900	COLLAR, FR. WHEEL SIDE	1	1		
6	44620-KPL-900	COLLAR, FR. AXLE DISTANCE	1	1		
7	44650-KWP-D00	WHEEL SUB ASSY., FR.	1	-		
	44650-KWP-E01	.....	-	1		
8	90304-KTE-911	NUT, FLANGE SPECIAL, 10MM (SIMMODS MARSHALL)	4	4		
	90304-KST-942	NUT, FLANGE, 10MM (LEO FASTENERS)	4	-		
9	90912-KPL-900	BEARING, RADIAL BALL, 6201U	2	2		
10	91251-KWP-901	DUST SEAL, 20X32X5	1	1		

# F-22-30

# REAR WHEEL

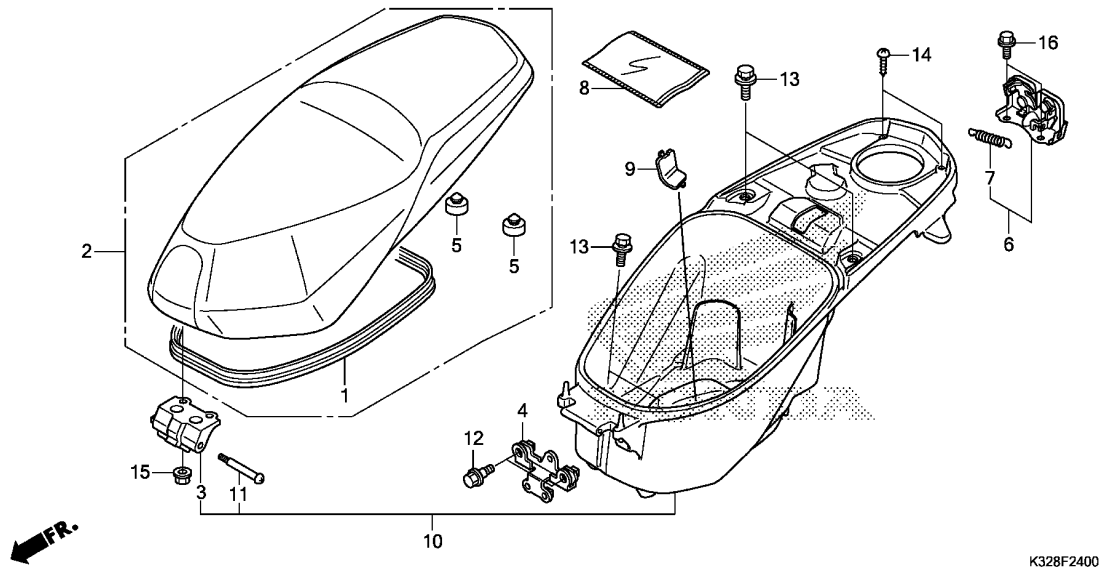
**G 4**



Ref. No.	L.O.N.	(Relative ref. Number) Description	F.R.T.
1	711140	SHOE(PAD) SET, BRAKE :REAR ...	0.4
2	710118	REAR WHEEL .....	0.6
4	710142	REAR TIRE(ONE) .....	0.6
6	7111C4	ARM, BRAKE :REAR .....	0.5
9	7111B4	CAM, BRAKE :REAR .....	0.5

Ref. No.	Part No.	Description	Reqd. QTY		Serial No.	Parts catalogue code
			SCV110H	E F		
1	06430-KWP-900	SHOE SET, BRAKE(JB) .....	1	1		
	06430-KWP-D00	SHOE SET, BRAKE(ASK) .....	1	1		
2	42650-KWP-D00	WHEEL SUB ASSY., RR. ....	1	-		
	42650-KWP-E00	.....	-	1		
4	42711-KWP-D01	TIRE(DUNLOP) (90/100-10 53J) -	1	1		
	42711-KZK-901	TIRE(MRF) (90/100-10M/C 53J) -	1	1		
	42711-KZK-902	TIRE(TVS) (90/100-10M/C 53J) -	1	1		
	42711-KWP-F01	TIRE(CEAT) (90/100-10 53J) -	-	1		
5	42753-KZK-901	VALVE, RIM(TRITON) .....	1	-		
	42753-KWP-E01	.....	-	1		
6	43410-KWP-900	ARM, RR. BRAKE .....	1	1		
7	43472-KPL-900	SPRING, RR. BRAKE ARM .....	1	1		
8	45133-KPL-900	SPRING, FR. BRAKE SHOE .....				
		(RR.)	2	2		
9	45141-KWP-D00	CAM, FR. BRAKE .....				
		(RR.)	1	1		
10	90112-KPL-900	BOLT, FLANGE, 6X30 .....	1	1		
11	90304-KTE-911	NUT, FLANGE SPECIAL, 10MM				
		(SIMMODS MARSHALL)	4	4		
	90304-KST-942	NUT, FLANGE, 10MM				
		(LEO FASTENERS)	4	-		
12	90305-KWP-901	NUT, HEX., 16MM .....	1	1		
13	90501-KPL-900	WASHER, 16MM .....	1	1		
14	95015-32001	JOINT B, BRAKE ARM .....	1	1		
15	95015-42000	NUT B, BRAKE ROD ADJUSTING ..	1	1		

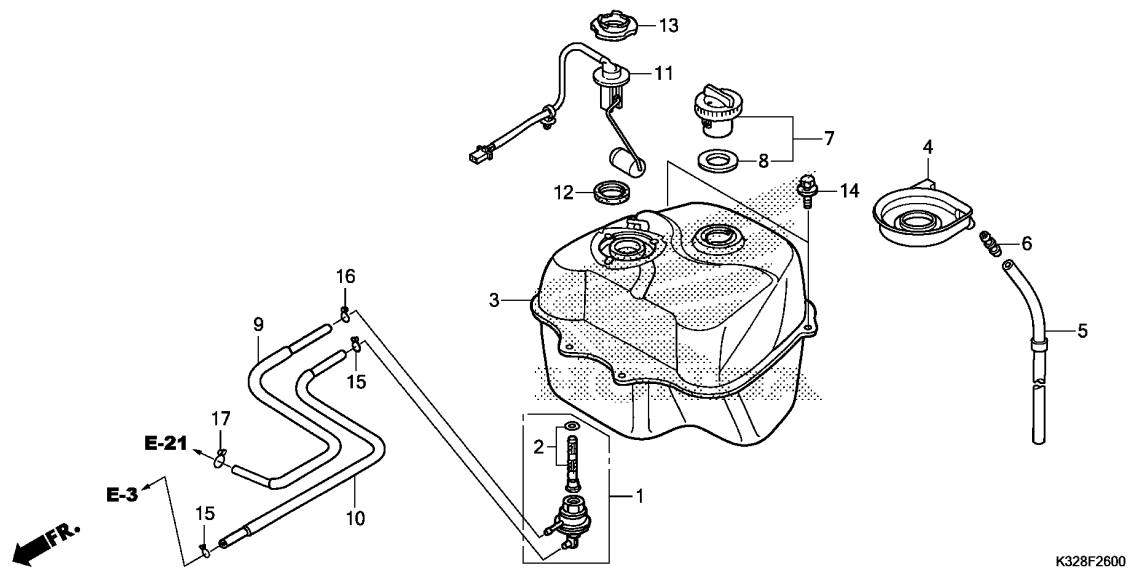
**3**



Ref. No.	L.O.N.	(Relative ref. Number) Description	F.R.T.
2	4131E4	SEAT :DOUBLE .....	0.1
6	4131E8	CATCH, SEAT :REAR SIDE .....	0.2
10	412102	BOX, LUGGAGE .....	0.2

3

Ref. No.	Part No.	Description	Reqd. QTY		Serial No.	Parts catalogue code
			SCV110H	E F		
1	77115-KZK-900	RUBBER, SEAL .....	1	1		
2	77200-K32-901ZA	SEAT COMP., DOUBLE				
		*TYPE1*.....	1	-		
	77200-K32-F01ZA	*TYPE1*.....	-	1		
3	77201-KWP-900	HINGE, SEAT .....	1	1		
4	77203-KWP-900	STAY, HOOK LUGGAGE .....	1	1		
5	77206-KG8-900	RUBBER, SEAT SETTING .....	2	2		
6	77235-KWP-900	CATCH COMP., SEAT .....	1	1		
7	77236-GBL-000	SPRING, SEAT CATCH .....	1	1		
8	77251-KPL-900	BAG, SERVICE BOOK .....	1	1		
9	81255-KZK-900	COVER, CARBURETOR MAINTENANCE	1	1		
10	81260-K32-900	BOX ASSY., LUGGAGE .....	1	1		
11	90105-KTP-900	PIN, HINGE .....	1	1		
12	90112-KRP-900	BOLT, FLANGE, 6X18 .....	2	2		
13	93404-06012-07	BOLT-WASHER, 6X12 .....	4	4		
14	93903-34480	SCREW, TAPPING, 4X16 .....	2	2		
15	94050-06000	NUT, FLANGE, 6MM .....	2	2		
16	95701-06012-08	BOLT, FLANGE, 6X12 .....	2	2		
	95702-06012-08	.....	2	-		

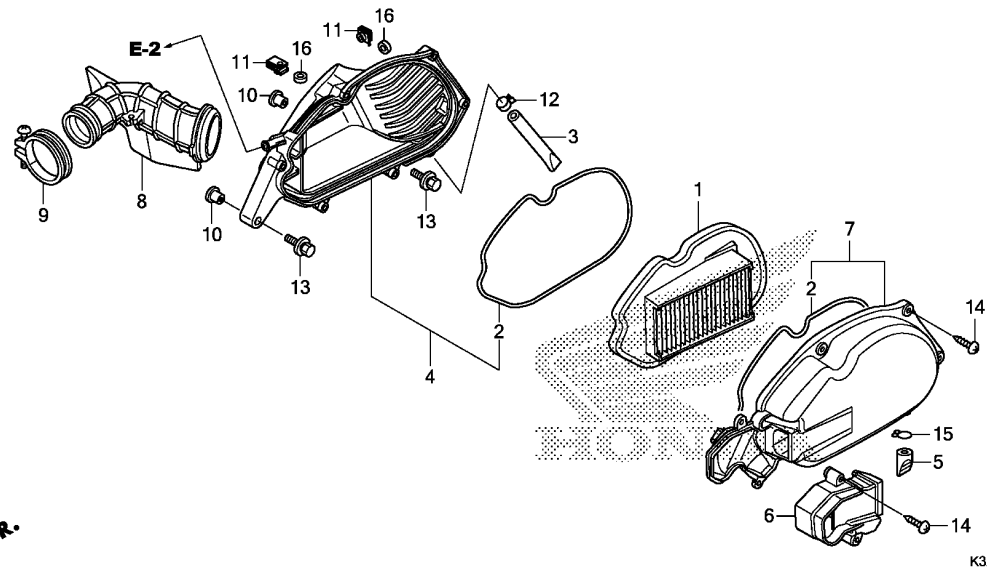


Ref. No.	L.O.N.	(Relative ref. Number) Description	F.R.T.
1	310110	COCK ASSY., FUEL .....	0.6
2	310115	SCREEN, FUEL STRAINER .....	0.6
3	310100	TANK, FUEL .....	0.7
11		(12)	
	617105	FUEL TANK SENDING UNIT .....	0.7

Ref. No.	Part No.	Description	Reqd. QTY		Serial No.	Parts catalogue code
			SCV110H	E F		
1	16950-KRP-981	COCK ASSY., FUEL .....	1	1		
2	16952-KRP-980	SCREEN SET, FUEL STRAINER .....	1	1		
3	17500-KWP-E00	TANK COMP., FUEL .....	1	1		
	17500-KWP-900	.....	1	-		
4	17505-KZK-900	TRAY, FUEL .....	1	1		
5	17515-KWP-900	TUBE, FUEL DRAIN .....	1	1		
6	17525-KTP-900	JOINT, FUEL TUBE .....	1	1		
7	17620-KRP-980	CAP COMP., FUEL FILLER .....	1	1		
8	17632-383-831	PACKING, FUEL FILLER CAP .....	1	1		
9	17683-KWP-D01	TUBE COMP., FUEL .....	1	1		
10	17684-KWP-D00	TUBE COMP., VACUUM .....	1	1		
11	37800-KZK-D01	FUEL UNIT .....	1	1		
12	37801-GA7-700	PACKING, BASE .....	1	1		
13	37802-GA7-700	RETAINER, FUEL UNIT .....	1	1		
14	93404-06012-08	BOLT-WASHER, 6X12 .....	2	2		
15	95002-02070	CLIP, TUBE(B7) .....	2	2		
16	95002-02080	CLIP, TUBE(B8) .....	1	1		
17	95002-50000	CLIP, TUBE(C9) .....	1	1		







Ref. No.	L.O.N.	(Relative ref. Number) Description	F.R.T.
1		(2)	
312105		ELEMENT, AIR CLEANER .....	0.1
4	3121A5	CASE, AIR CLEANER .....	0.5
7		(6)	
312102		COVER, AIR CLEANER CASE .....	0.1
8	3121B6	TUBE, AIR CLEANER CONNECTING ..	0.5

← IFR.

K328F2800

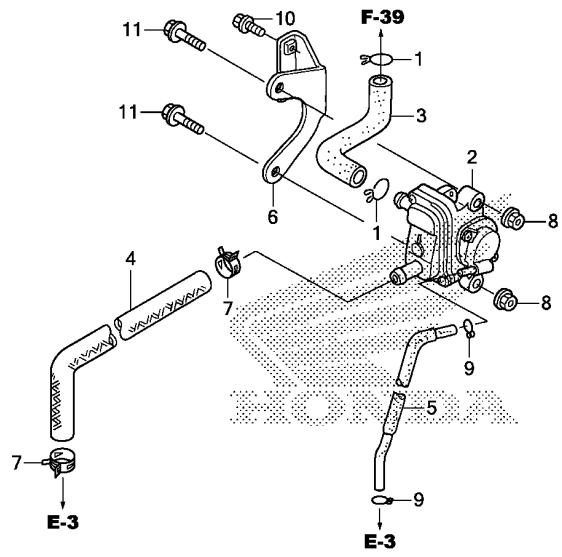
3

Ref. No.	Part No.	Description	Reqd. QTY		Serial No.	Parts catalogue code
			SCV110H E	F		
1	17210-KVT-D00	ELEMENT, AIR CLEANER .....	1	1		
2	17212-GEE-000	SEAL, AIR CLEANER COVER .....	2	2		
3	17216-KVT-940	TUBE, DRAIN .....	1	1		
4	17225-K32-900	CASE SUB ASSY., AIR CLEANER ..	1	1		
5	17234-KCC-941	TUBE, AIR CLEANER DRAIN .....	1	1		
6	17234-KVT-D00	COVER, AIR CLEANER DUCT .....	1	1		
7	17235-KVT-D00	COVER SUB ASSY., AIR CLEANER ..	1	1		
8	17253-KWP-900	TUBE, AIR CLEANER CONNECTING ..	1	1		
9	17254-KWP-D00	BAND, AIR CLEANER CONNECTING ..	1	1		
10	50731-KV3-770	TUBE(40) COLLAR, PILLION STEP SETTING	2	2		
11	90311-MT3-000	NUT, CLIP, 6MM .....	2	2		
12	90602-KPL-900	CLAMP, TUBE(D12.0) .....	1	1		
13	93404-06040-07	BOLT-WASHER, 6X40 .....	2	2		
14	93903-25480	SCREW, TAPPING, 5X20 .....	8	8		
15	95002-02130	CLIP, TUBE(B12.5) .....	1	1		
16	17223-KVX-600	COLLAR, AIR CLEANER .....	2	2		

**F-28-10**

**AIR SUCTION VALVE**

**G 8**



**FR.**

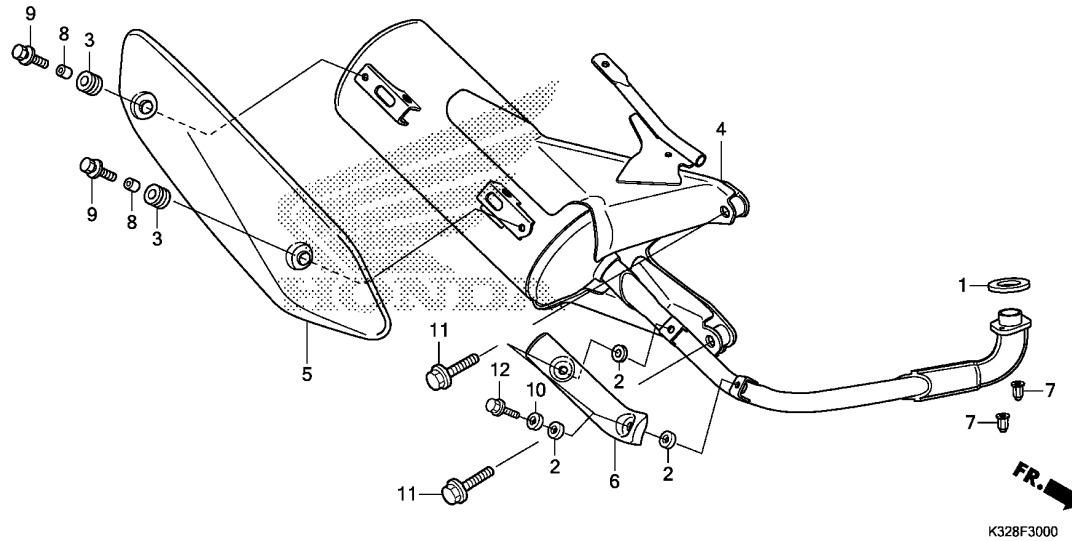
K328F2810

Ref. No.	L.O.N. (Relative ref. Number)	Description	F.R.T.
----------	-------------------------------	-------------	--------

2	314130	VALVE, SECONDARY AIR CONTROL	0.3
---	--------	------------------------------	-----

Ref. No.	Part No.	Description	Reqd. QTY		Serial No.	Parts catalogue code
			SCV110H	F		
1	17316-611-000	CLIP, BREATHER TUBE .....	2	2		
2	18600-KWP-901	VALVE ASSY., AIR SUCTION .....	1	1		
3	18651-KPL-840	TUBE, AIR SUCTION VALVE .....	1	1		
4	18652-KZK-900	HOSE, AIR SUCTION VALVE .....	1	1		
5	18653-KWP-900	TUBE, AIR SUCTION VALVE (VACUUM)	1	1		
6	50141-KWP-D00	STAY, AIR SUCTION VALVE .....	1	1		
7	90682-SAO-670	CLAMP, CANISTER HOSE .....	2	2		
8	94050-06000	NUT, FLANGE, 6MM .....	2	2		
9	95002-02070	CLIP, TUBE(B7) .....	2	2		
10	95701-06012-08	BOLT, FLANGE, 6X12 .....	2	2		
	95702-06012-08	.....	2	-		
11	95701-06020-08	BOLT, FLANGE, 6X20 .....	2	2		
	95702-06020-08	.....	2	-		

**3**

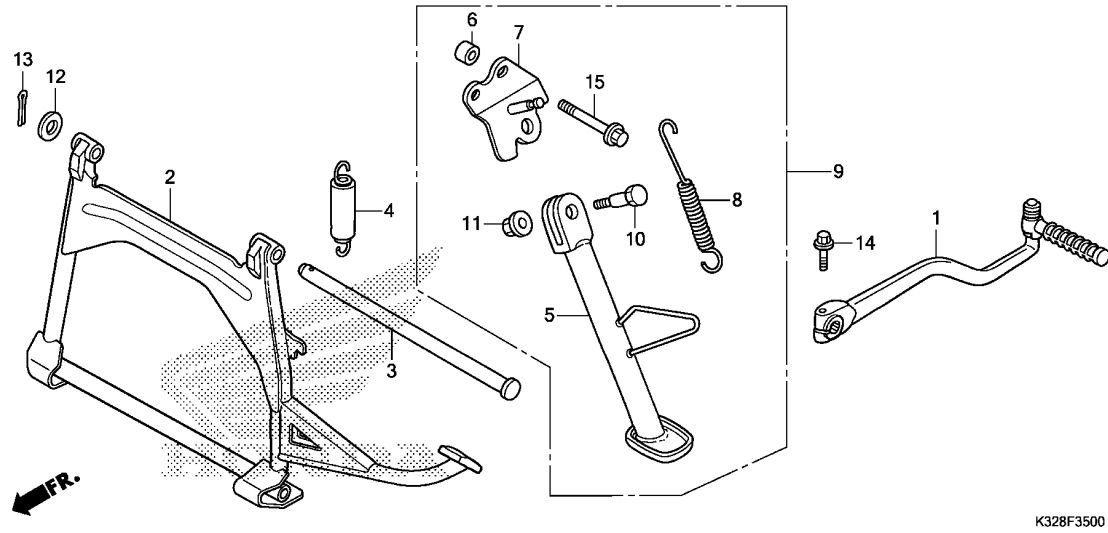


Ref. No.	L.O.N.	(Relative ref. Number) Description	F.R.T.
1	3131B4	GASKET, EXHAUST PIPE .....	0.2
4	313120	MUFFLER .....	0.2
5	313121	PROTECTOR, MUFFLER .....	0.1
6	313125	COVER, EXHAUST PIPE .....	0.1

K328F3000

3

Ref. No.	Part No.	Description	Reqd. QTY		Serial No.	Parts catalogue code
			SCV110H	F		
1	18292-GY1-610	GASKET, EX. PIPE .....	1	1		
2	18292-KTP-900	PACKING, PROTECTOR .....	4	4		
3	18293-KVT-900	RUBBER, PROTECTOR PACKING ...	2	2		
4	18300-K32-900	MUFFLER COMP., EX. ....	1	-		
	18300-K32-F00	MUFFLER ASSY., EX. ....	-	1		
5	18318-K32-900	PROTECTOR, MUFFLER .....	1	1		
6	18319-KVT-940	PROTECTOR, EX. PIPE .....	1	-		
	18319-KZK-F00	.....	-	1		
7	90304-MJ0-920	NUT, CAP, 7MM .....	2	2		
8	90312-KVT-900	COLLAR, 9.5X10 .....	2	2		
9	93404-06020-07	BOLT-WASHER, 6X20 .....	2	2		
10	94101-06700	WASHER, PLAIN, 6MM .....	2	2		
11	95801-10040-07	BOLT, FLANGE, 10X40 .....	2	2		
	95802-10040-07	.....	2	-		
12	96001-06010-07	BOLT, FLANGE, 6X10 .....	2	2		



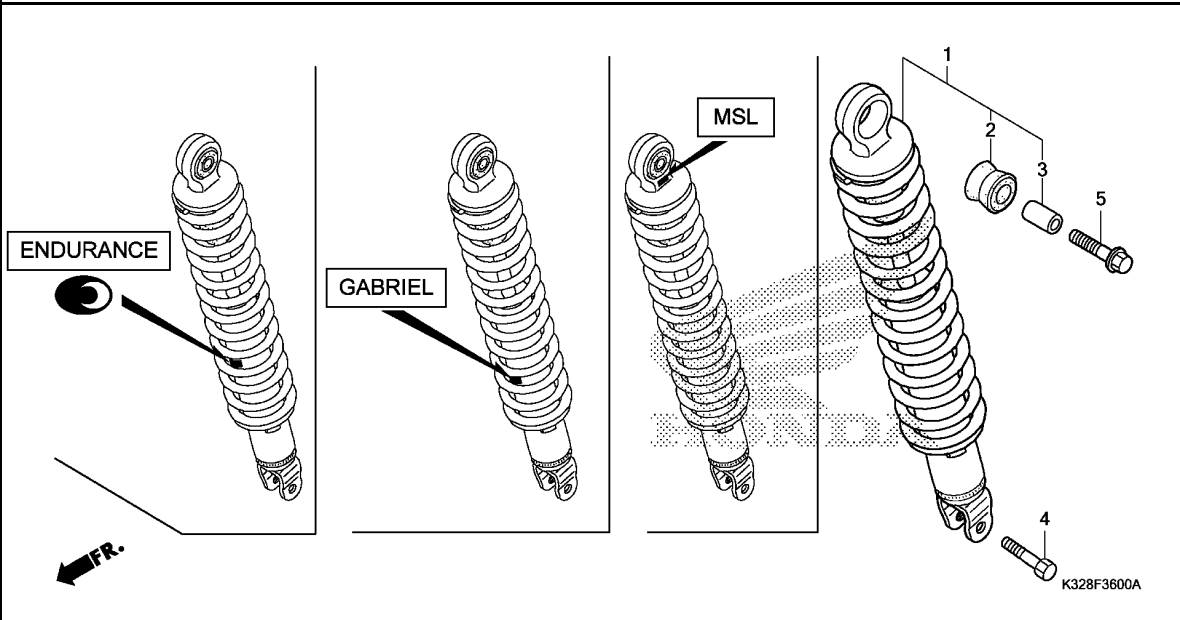
Ref. No.	L.O.N.	(Relative ref. Number) Description	F.R.T.
1	112107	ARM, KICK STARTER .....	0.1
2		(3)	
	410175	STAND, MAIN .....	0.3
4	410176	SPRING, MAIN STAND .....	0.2
5	410180	BAR, SIDE STAND .....	0.2
7	410181	BRACKET, SIDE STAND .....	0.3
8	410182	SPRING, SIDE STAND .....	0.1
9	4101W0	SIDE STAND ASSEMBLY .....	0.2

Ref. No.	Part No.	Description	Reqd. QTY		Serial No.	Parts catalogue code
			SCV110H	F		
1	28300-KVT-900	ARM ASSY., KICK STARTER .....	1	1		
2	50500-K32-900	STAND COMP., MAIN .....	1	1		
3	50503-GCC-000	SHAFT, MAIN STAND .....	1	1		
4	50505-GCC-000	SPRING ASSY., MAIN STAND .....	1	1		
5	50530-K32-900	BAR COMP., SIDE STAND .....	(1)	(1)		
6	50532-KWP-D00	COLLAR, SIDE STAND .....	(2)	(2)		
7	50535-KWP-D00	BRACKET, SIDE STAND .....	(1)	(1)		
8	50536-KPL-900	SPRING, SIDE STAND .....	(1)	(1)		
9	50560-K32-900	STAND SET, SIDE .....	(1)	(1)		
10	90109-KPL-900	BOLT, SIDE STAND PIVOT .....	(1)	(1)		
11	90304-KTE-911	NUT, FLANGE SPECIAL, 10MM (SIMMODS MARSHALL)	(1)	(1)		
12	94102-12000	WASHER, PLAIN, 12MM .....	1	1		
13	94201-25250	PIN, SPLIT, 2.5X25 .....	1	1		
14	95701-08025-07	BOLT, FLANGE, 8X25 .....	1	1		
	95702-08025-07	.....	1	-		
15	95801-10070-07	BOLT, FLANGE, 10X70 .....	(2)	(2)		
	95802-10070-07	.....	(2)	(2)		

F-36

REAR CUSHION

G11



Ref. No.	L.O.N.	(Relative ref. Number)	Description	F.R.T.
1	512115	CUSHION ASSY., REAR	.....	0.6

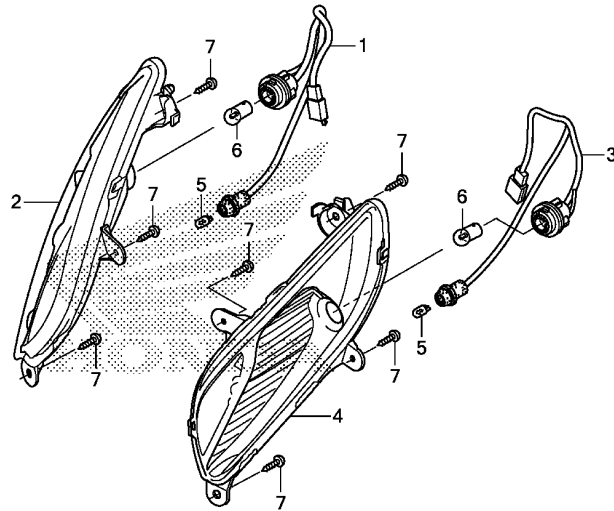
3

Ref. No.	Part No.	Description	Reqd. QTY		Serial No.	Parts catalogue code
			SCV110H	E F		
1	52400-KWP-901	CUSHION ASSY., RR.(SHOWA) ... (MSL)	1	1		
	52400-KWP-902	CUSHION ASSY., RR.(GABRIEL) -	1	-		
	52400-KWP-F02	.....	-	1		
	52400-KWP-F03	CUSHION ASSY., RR.(ENDURANCE)	-	1		
2	52485-088-901	BUSH, RR. CUSHION RUBBER (SHOWA)				
		(MSL)	1	1		
	52485-KPL-902	BUSH, RUBBER(GABRIEL) .....	1	-		
	52489-KWS-901	.....	-	1		
	52495-K23-902	BUSH, RUBBER(ENDURANCE) .....	-	1		
3	52486-GA7-003	COLLAR, RUBBER BUSH(SHOWA) -- (MSL)	1	1		
	52487-KPL-903	COLLAR, RUBBER BUSH(GABRIEL)	1	-		
	52486-K23-902	COLLAR, RUBBER BUSH(ENDURANCE)	-	1		
	52487-KWS-901	COLLAR, RUBBER BUSH(GABRIEL)	-	1		
4	92201-08032-0A	BOLT, HEX., 8X32 .....	1	1		
5	95801-10035-00	BOLT, FLANGE, 10X35 .....	1	1		
	95802-10035-00	.....	1	-		

F-37-10

FRONT WINKER

G12



FR.

K328F3710

Ref. No.	L.O.N.	(Relative ref. Number) Description	F.R.T.
1	6161B6	SOCKET, WINKER :RIGHT FRONT ..	0.2
2	6161C4	WINKER :RIGHT FRONT .....	0.3
3	6161B5	SOCKET, WINKER :LEFT FRONT ...	0.2
	6161B7	SOCKET, WINKER :BOTH FRONT ...	0.4
4	6161C3	WINKER :LEFT FRONT .....	0.3
	6161C5	WINKER :BOTH FRONT .....	0.4
5	616182	BULB, POSITION LIGHT .....	0.2
	616182A	.Replace 1 position light bulb add .....	0.2
6	616133	BULB, WINKER :FRONT .....	0.2
	616133G	.Replace 1 front winker bulb add .....	0.2
	6161G0	BULB, WINKER :FOR 1 VEHICLE ..	0.5

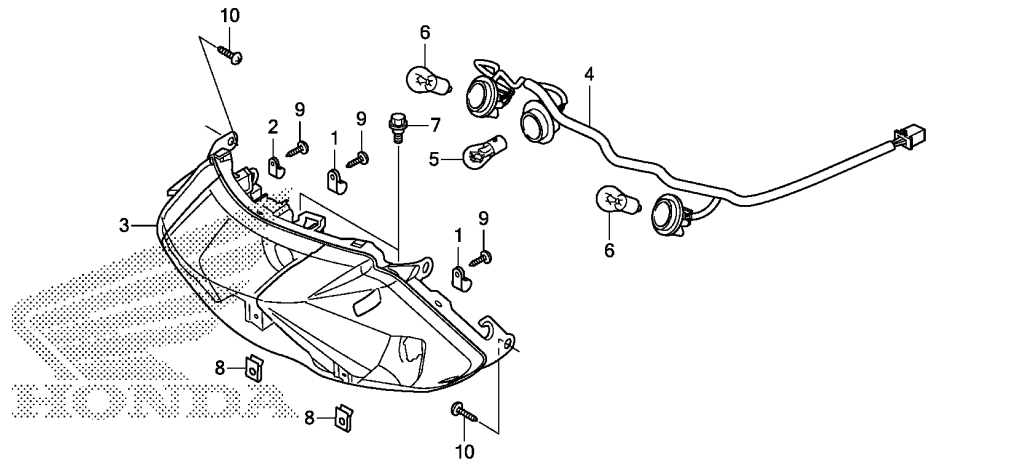
Ref. No.	Part No.	Description	Reqd. QTY		Serial No.	Parts catalogue code
			SCV110H	F		
1	33405-K32-901	SOCKET COMP., R. FR. WINKER	1	1		
2	33410-K32-901	WINKER COMP., R. FR. ....	1	1		
3	33455-K32-901	SOCKET COMP., L. FR. WINKER	1	1		
4	33460-K32-901	WINKER COMP., L. FR. ....	1	1		
5	34920-KWA-930	BULB, WEDGE BASE(T10 12V 3W)	2	2		
6	34930-KWA-930	BULB, WINKER(12V 10W)(AMBER)	2	2		
7	93903-24310	SCREW, TAPPING, 4X12 .....	8	8		

3

F-38-10

REAR COMBINATION LIGHT

G13



K328F3810

Ref. No.	L.O.N.	(Relative ref. Number) Description	F.R.T.
3	6161D5	TAILLIGHT UNIT .....	0.6
4	6161E7	SOCKET, TAILLIGHT .....	0.5
5	6161G1	BULB, TAILLIGHT .....	0.1
6	616139	BULB, WINKER :REAR .....	0.1
		.NOTE: Same time for two units	
	6161G0	BULB, WINKER :FOR 1 VEHICLE ..	0.5

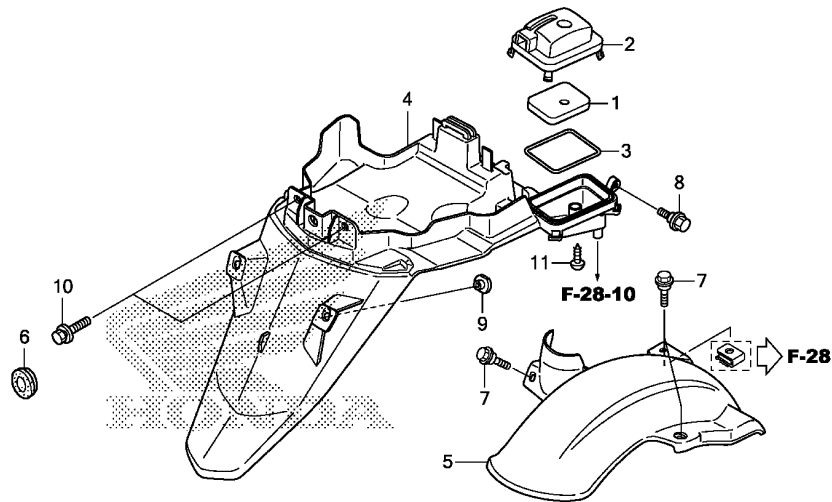
3

Ref. No.	Part No.	Description	Reqd. QTY		Serial No.	Parts catalogue code
			SCV110H	F		
1	32920-KVT-901	CLIP A, HARNESS .....	2	2		
2	32930-KVT-901	CLIP B, HARNESS .....	1	1		
3	33711-K32-901	BASE COMP., RR. ....	1	1		
4	33715-K32-901	SOCKET COMP. ....	1	1		
5	34907-KVN-901	BULB, TAIL & STOP LIGHT (12V 21/5W)	1	1		
6	34930-KWA-930	BULB, WINKER(12V 10W) (AMBER)	2	2		
7	90111-KWP-900	BOLT, INNER COVER .....	2	2		
8	90344-KTE-910	NUT, CLIP, 4MM .....	2	2		
9	93901-24410	SCREW, TAPPING, 4X16 .....	3	3		
10	93903-35280	SCREW, TAPPING, 5X12 .....	4	4		

# F-39

# REAR FENDER

**G14**



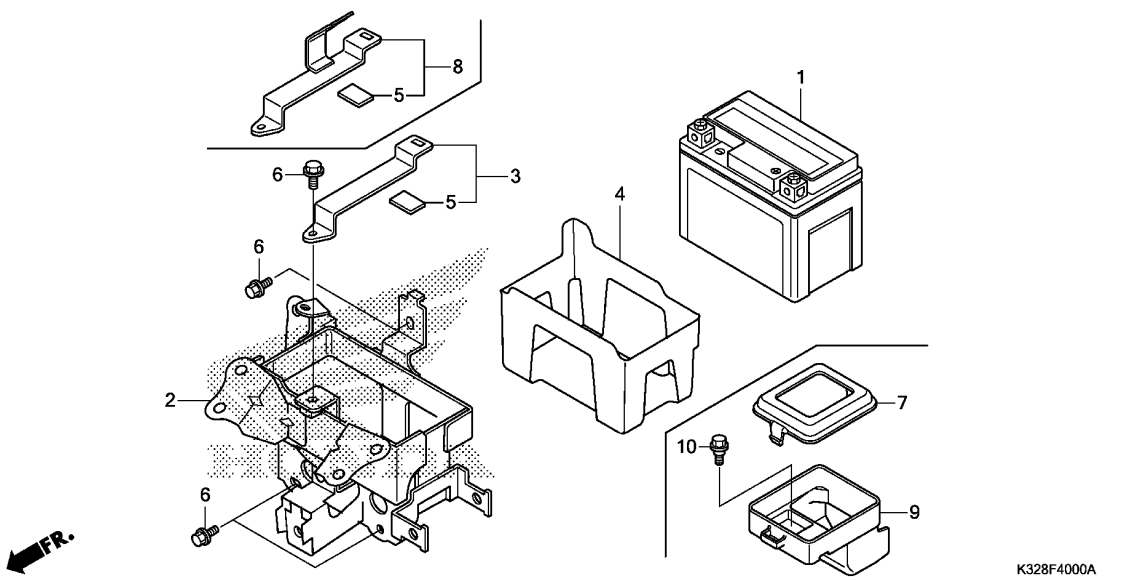
K328F3900

Ref. No.	L.O.N.	(Relative ref. Number) Description	F.R.T.
1		(2,3)	
312120		ELEMENT, SUB AIR CLEANER .....	0.3
4	413102	FENDER, REAR .....	0.6
5	4131N4	FENDER, INNER :REAR .....	0.2

Ref. No.	Part No.	Description	Reqd. QTY		Serial No.	Parts catalogue code
			SCV110H	F		
1	18805-KPL-900	ELEMENT, SUB AIR CLEANER .....	1	1		
2	18807-KPL-900	COVER, SUB AIR CLEANER .....	1	1		
3	18812-KPL-900	SEAL, SUB AIR CLEANER .....	1	1		
4	80105-K32-900	FENDER, RR. ....	1	1		
5	80107-K32-900	FENDER, RR. INNER .....	1	1		
6	83551-GE2-000	GROMMET, AIR CLEANER CASE ...	1	1		
7	90111-187-000	BOLT, FLANGE, 6MM .....	3	3		
8	90111-KWP-900	BOLT, INNER COVER .....	1	1		
9	90311-KTE-910	NUT, RR. FENDER .....	2	2		
10	93404-06012-08	BOLT-WASHER, 6X12 .....	2	2		
11	93903-25480	SCREW, TAPPING, 5X20 .....	1	1		

**3**





Ref. No.	L.O.N.	(Relative ref. Number) Description	F.R.T.
1	610100	BATTERY .....	0.2
2	410185	BOX, BATTERY .....	0.6

K328F4000A

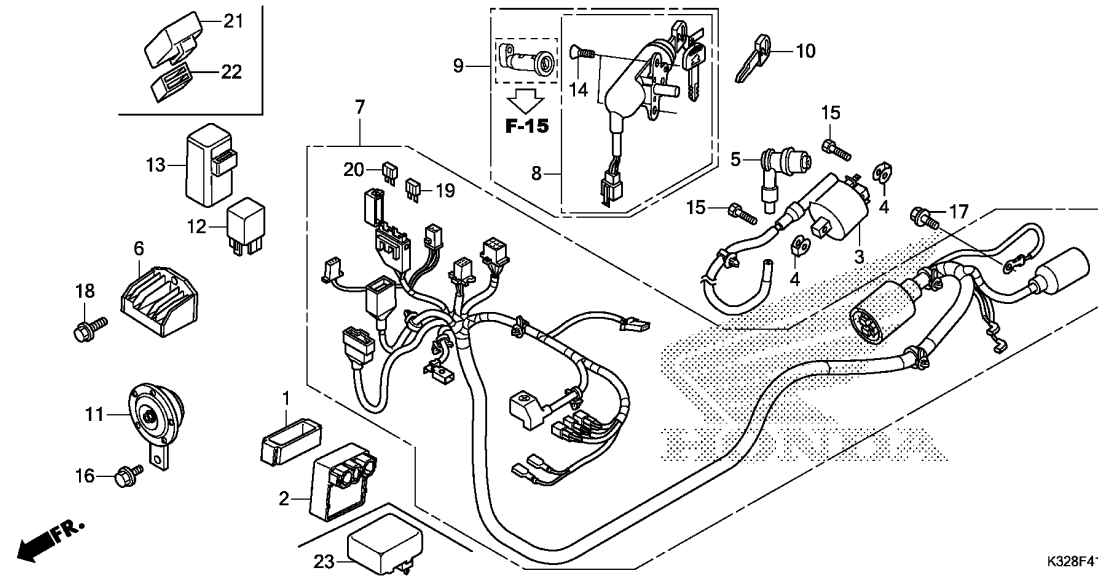
3

Ref. No.	Part No.	Description	Reqd. QTY		Serial No.	Parts catalogue code
			SCV110H	E F		
1	31500-KVT-801	BATTERY ASSY.(ETZ4-BS)(EXIDE)	1	1		
	31500-KVT-941	BATTERY ASSY.(ETZ4)(EXIDE) ..	1	1		
2	50330-K32-901	BOX COMP., BATTERY .....	1	-		
	50330-K32-F00	.....	-	1		
3	50341-KWP-D00	BAND COMP., BATTERY .....	1	-		
4	50381-KWP-D00	CASE, BATTERY .....	1	-		
	50381-K32-F00	.....	-	1		
5	50386-KWP-D00	RUBBER A, BATTERY .....	1	1		
6	95701-06012-08	BOLT, FLANGE, 6X12 .....	4	4		
	95702-06012-08	.....	4	-		
7	50325-KZK-F00	COVER, C.D.I. UNIT .....	-	1		
8	50341-K32-F00	BAND COMP., BATTERY .....	-	1		
9	50382-K32-F00	BOX, C.D.I. UNIT .....	-	1		
10	90111-KWP-900	BOLT, INNER COVER .....	-	1		

F-41

WIRE HARNESS

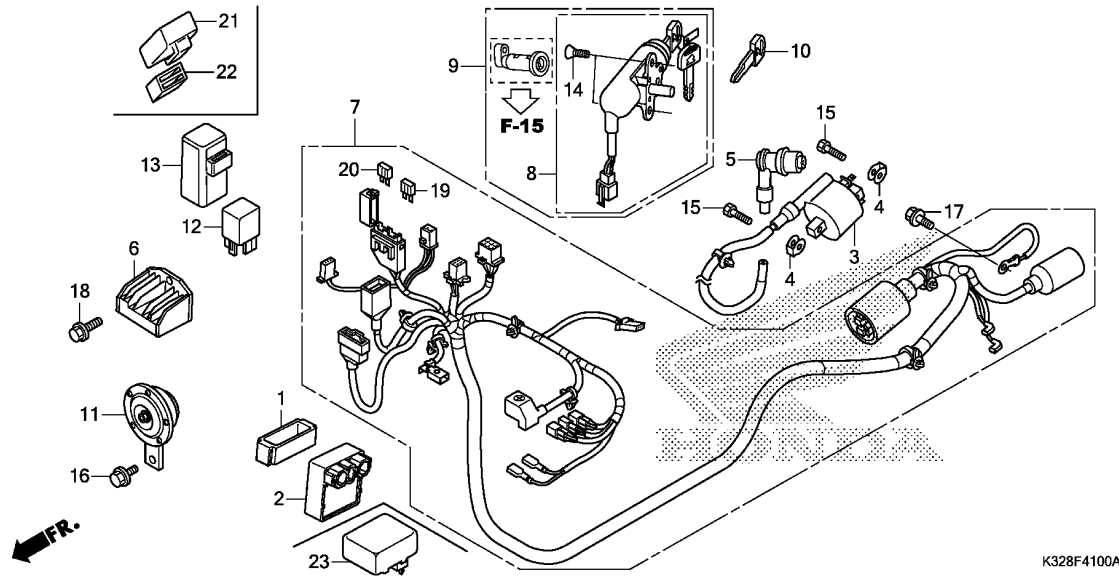
G16



Ref. No.	L.O.N.	(Relative ref. Number) Description	F.R.T.
2		(23)	
2	6141A1	IGNITION CONTROL MODULE .....	0.5
3	614105	COIL, IGNITION .....	0.7
6	6131B2	RECTIFIER, REGULATE .....	0.5
7	611100	HARNESS, WIRE .....	1.5
8	615145	SWITCH, COMBINATION & LOCK ...	0.5
9	6151A1	KEY SET .....	1.0
11	616169	HORN .....	0.2
12	6111C5	RELAY, STARTER .....	0.4
21	6111C3	RELAY, WINKER .....	0.3

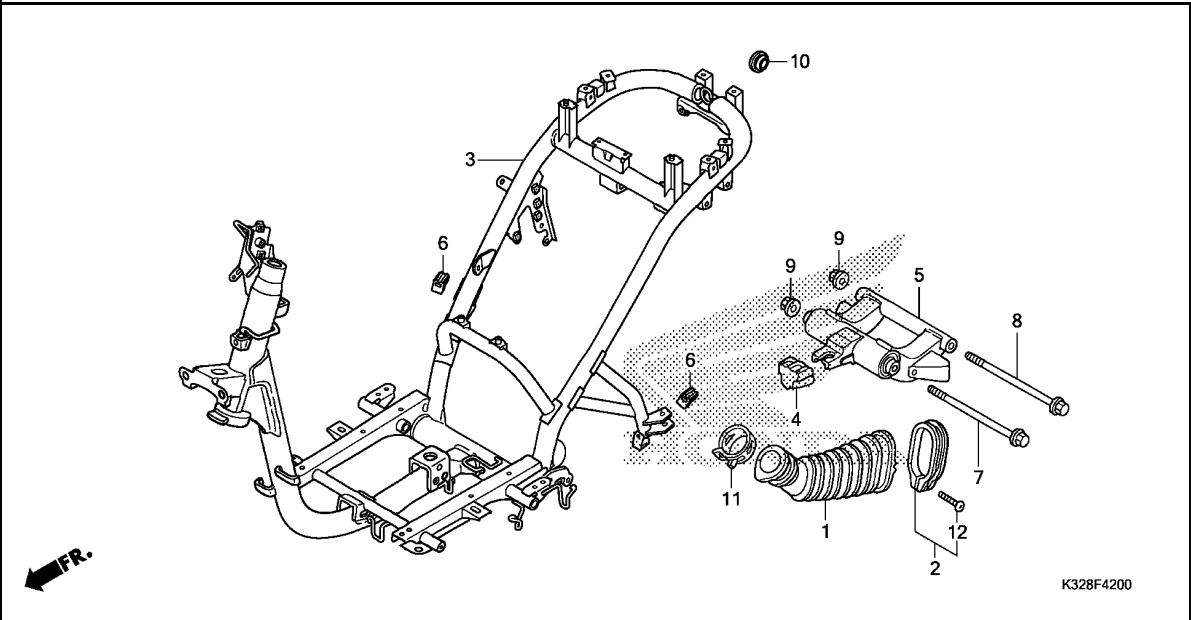
Ref. No.	Part No.	Description	Reqd. QTY		Serial No.	Parts catalogue code
			SCV110H	F		
1	30401-KVE-901	CUSHION, C.D.I. UNIT(DENSO) ..	1	-		
2	30410-KVT-D01	C.D.I. UNIT .....	1	-		
3	30500-K32-901	COIL ASSY., IGNITION .....	1	1		
4	30520-GFM-900	SPACER, IGNITION COIL .....	2	2		
5	30700-KWP-901	CAP ASSY., NOISE SUPPRESSOR (ANU)	1	1		
6	31600-KWP-D01	RECTIFIER COMP., REGULATE (STAR ENGINEERS)	1	-		
	31600-KWP-E02	.....	-	1		
7	32100-K32-900	HARNESS, WIRE .....	1	-		
	32100-K32-F00	.....	-	1		
8	35012-KZK-D00	SWITCH ASSY. SET, COMBINATION & LOCK	1	1		
9	35014-KZK-D00	KEY & SCREW SET .....	1	1		
10	35121-KPL-841	KEY, BLANK .....	(1)	(1)		
11	38110-K32-901	HORN COMP. ....	1	1		
12	38501-KPL-901	RELAY COMP., STARTER (MULTILINK)	1	1		
13	38506-KPL-900	SUSPENSION, STARTER RELAY ...	1	1		
14	90164-KEE-630	SCREW, FLAT, 6X12 .....	2	2		
15	92101-06020-4J	BOLT, HEX., 6X20 .....	2	2		
16	95701-06012-00	BOLT, FLANGE, 6X12 .....	1	1		
	95702-06012-00	.....	1	-		
17	95701-06012-08	BOLT, FLANGE, 6X12 .....	1	1		
	95702-06012-08	.....	1	-		
18	95701-06016-08	BOLT, FLANGE, 6X16 .....	1	1		

3



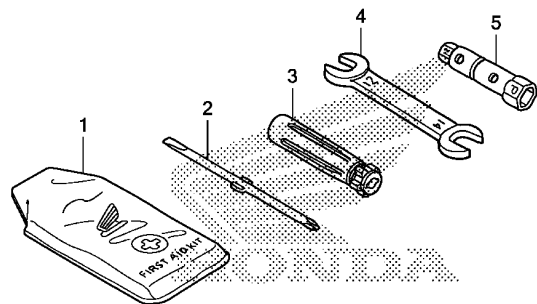
K328F4100A

Ref. No.	Part No.	Description	Reqd. QTY		Serial No.	Parts catalogue code
			SCV110H	F		
18)	95702-06016-08	BOLT, FLANGE, 6X16 .....	1	-		
19	98200-31000	FUSE, BLADE(10A) .....	2	2		
20	98200-31500	FUSE, BLADE(15A) .....	2	2		
21	38301-K14-962	RELAY COMP., WINKER (STAR ENGINEERS)	-	1		
22	38306-K38-901	SUSPENSION, WINKER RELAY (STAR ENGINEERS)	-	1		
23	30410-KZK-F01	C.D.I. UNIT .....	-	1		



Ref. No.	L.O.N.	(Relative ref. Number) Description	F.R.T.
1	1101H4	DUCT, BELT COVER .....	0.2
3	410100	BODY, FRAME .....	4.9
.INCLUDES: Engine removal and installation			
5	4101B5	LINK, ENGINE HANGER .....	1.1
.INCLUDES: Engine removal and installation			

Ref. No.	Part No.	Description	Reqd. QTY		Serial No.	Parts catalogue code
			SCV110H	F		
1	11345-KWP-900	DUCT, L. COVER .....	1	1		
2	11346-KCW-870	BAND, L. COVER DUCT .....	1	1		
3	50100-K32-900	BODY COMP., FRAME .....	1	-		
	50100-K32-901	.....	-	1		
4	50352-GW0-730	RUBBER, LINK STOPPER .....	1	1		
5	50355-KWP-D00	LINK SUB ASSY., ENGINE HANGER	1	1		
6	83502-KCC-900	GROMMET, SIDE COVER .....	2	2		
7	90105-KJ9-000	BOLT, FLANGE, 10X210 .....	1	1		
8	90106-GCC-000	BOLT, FLANGE, 10X238 .....	1	1		
9	90304-KTE-911	NUT, FLANGE SPECIAL, 10MM (SIMMODS MARSHALL)	2	2		
10	90862-GCC-000	PLUG, END .....	1	1		
11	91405-KPL-900	CLAMP, TUBE(D29) .....	1	1		
12	93500-04025-06	SCREW, PAN, 4X25 .....	1	1		

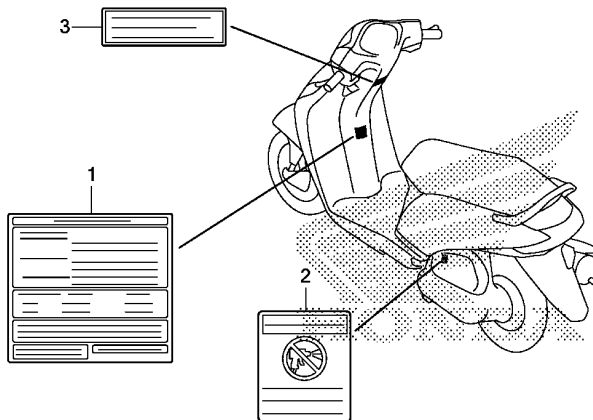


K328F4600

Ref. L.O.N. (Relative ref. Number) F.R.T.  
No. Description

NO INFORMATION .....

Ref. No.	Part No.	Description	Reqd. QTY		Serial No.	Parts catalogue code
			SCV110H	E F		
1	84510-KWP-900	AID KIT, FIRST .....	1	1		
2	89102-KPL-900	DRIVER, SCREW(NO.2 +/-) .....	1	1		
3	89103-KPL-900	GRIP .....	1	1		
4	89216-KB7-000	SPANNER, 12X14 .....	1	1		
5	89216-KWP-000	WRENCH, PLUG(16) .....	1	1		

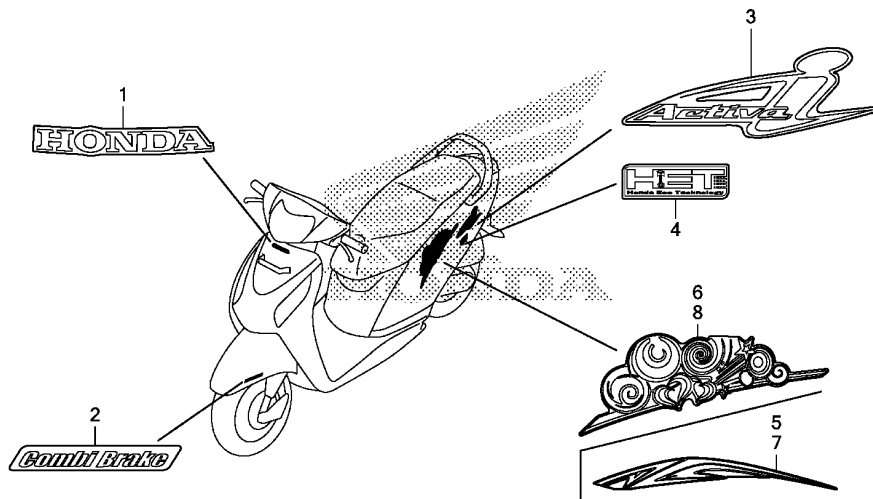


K328F4700

Ref. No.	L.O.N.	(Relative ref. Number)	Description	F.R.T.
----------	--------	------------------------	-------------	--------

NO INFORMATION .....

Ref. No.	Part No.	Description	Reqd. QTY		Serial No.	Parts catalogue code
			SCV110H	F		
1	87505-KZK-900	LABEL, TIRE .....	1	-		
	87505-KWP-F00	.....	-	1		
2	87509-KWP-900	LABEL, AIR CLEANER ELEMENT	1	1		
		NOTICE	1	1		
3	87560-MZ0-670	LABEL, DRIVE .....	1	1		



K328F4800B

Ref. L.O.N. (Relative ref. Number) F.R.T.  
No. Description

NO INFORMATION .....

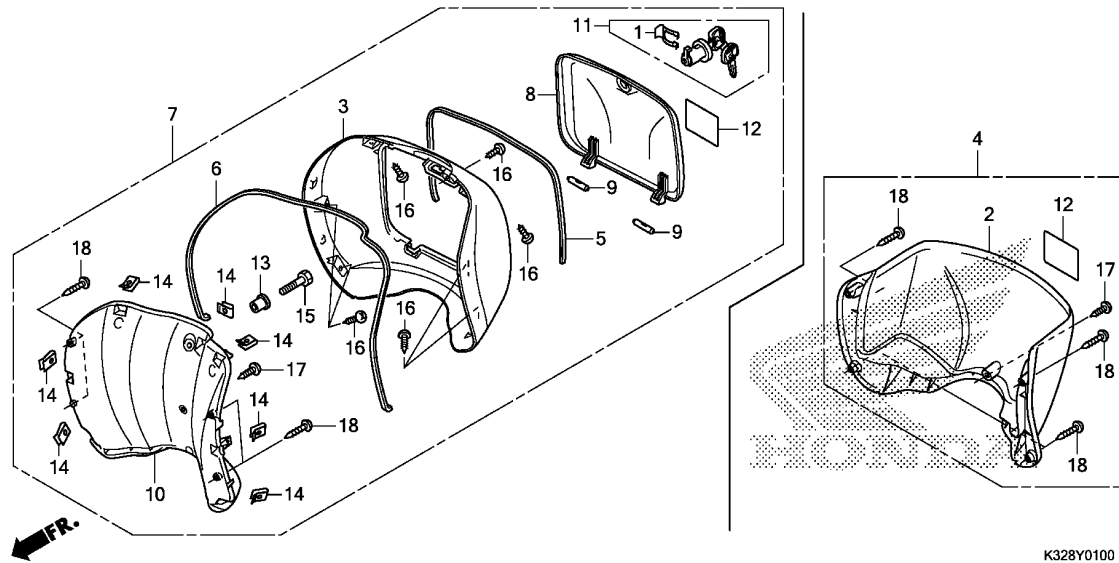
3

Ref. No.	Part No.	Description	Reqd. QTY		Serial No.	Parts catalogue code
			SCV110H E	F		
1	86101-K32-900ZA	MARK, HONDA (75MM)	1	1		
		*TYPE2*	1	1		
	86101-K32-900ZB	*TYPE1*	1	1		
2	86611-K32-900ZA	MARK (COMBI BRAKE)	1	1		
		*TYPE2*	1	1		
	86611-K32-900ZB	*TYPE1*	1	1		
3	86832-K32-900ZA	MARK, BODY COVER	2	-		
		*TYPE1*	-	2		
	86832-K32-F00ZB	*TYPE1*	-	2		ID
	86832-K32-F00ZA	*TYPE2*	-	2		
4	86833-KWP-D00ZA	MARK, HET	1	1		
		*TYPE1*	1	1		
5	86835-K32-F00ZA	STRIPE, R. BODY COVER	-	1		ID
		*TYPE4*	-	1		ID
	86835-K32-F00ZB	*TYPE3*	-	1		ID
	86835-K32-F00ZC	*TYPE2*	-	1		ID
	86835-K32-F00ZD	*TYPE1*	-	1		ID
6	86835-K32-F20ZA	STRIPE, R. BODY COVER	-	1		3ID
		*TYPE2*	-	1		3ID
	86835-K32-F20ZB	*TYPE1*	-	1		3ID
7	86836-K32-F00ZA	STRIPE, L. BODY COVER	-	1		ID
		*TYPE4*	-	1		ID
	86836-K32-F00ZB	*TYPE3*	-	1		ID
	86836-K32-F00ZC	*TYPE2*	-	1		ID
	86836-K32-F00ZD	*TYPE1*	-	1		ID
8	86836-K32-F20ZA	STRIPE, L. BODY COVER	-	1		3ID
		*TYPE2*	-	1		3ID
	86836-K32-F20ZB	*TYPE1*	-	1		3ID

# FOP-1

# INNER BOX/INNER RACK

**H 6**

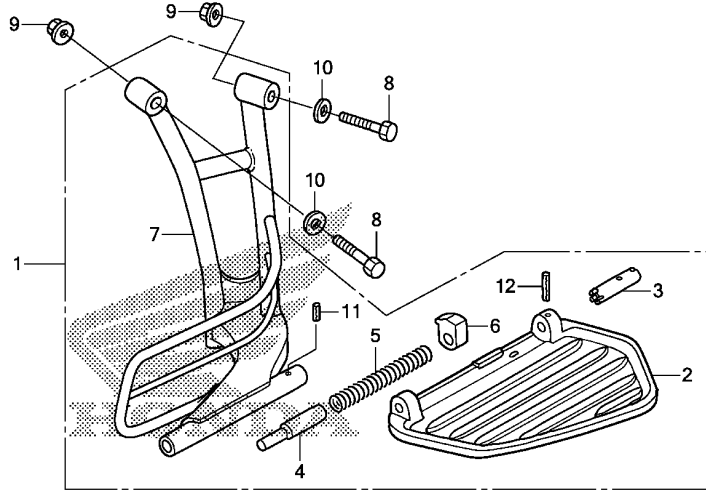


Ref. No.	L.O.N.	(Relative ref. Number) Description	F.R.T.
4	(2)	POCKET, COWL :INNER	0.1
7	(10)	INNER BOX ASSEMBLY	0.2
11	4101R6	LOCK, INNER BOX LID	0.1

Ref. No.	Part No.	Description	Reqd. QTY		Serial No.	Parts catalogue code
			SCV110H	E F		
1	75581-KPL-900	SPRING, LOCK KEY SETTING	1	1		
2	81132-K32-900	RACK, INNER	1	1		
3	81134-K32-900	OUTER, INNER BOX	1	1		
4	81135-K32-900	RACK SET, INNER	1	1		
5	81137-KWP-900	SEAL, INNER BOX	1	1		
6	81138-K32-900	SEAL, OUTER INNER	1	1		
7	81140-K32-900	BOX SET, INNER	1	1		
8	81141-K32-900	LID, INNER BOX	1	1		
9	81143-GC8-000	PIN, INNER BOX LID	2	2		
10	81145-K32-900	INNER, INNER BOX	1	1		
11	81145-KPL-900	KEY SET, INNER BOX	1	1		
12	87505-KZK-900	LABEL, TIRE	1	1		
13	90312-K32-900	COLLAR, 6X22	1	1		
14	90344-KRP-900	NUT, CLIP, 5MM	7	7		
15	92101-06035-0H	BOLT, HEX., 6X35	1	1		
16	93903-25280	SCREW, TAPPING, 5X12	7	7		
17	93903-25380	SCREW, TAPPING, 5X16	1	1		
18	93903-25580	SCREW, TAPPING, 5X25	4	4		

**3**





K328Y0200

Ref. No.	L.O.N.	(Relative ref. Number) Description	F.R.T.
1	4101R7	STEP ASSY., PILLION .....	0.6
2	4101R8	BAR, PILLION STEP(A) :LEFT ...	0.2
7	4101C9	BRACKET, PILLION STEP :LEFT ..	0.8

3

Ref. No.	Part No.	Description	Reqd. QTY		Serial No.	Parts catalogue code
			SCV110H	F		
1	83520-KRP-900	STEP ASSY., SARI .....	1	1		
2	83521-KPL-900	PLATE, SARI STEP .....	1	1		
3	83522-KPL-900	PIN A, SARI STEP .....	1	1		
4	83523-KPL-900	PIN B, SARI STEP .....	1	1		
5	83524-KPL-900	SPRING, STEP RETURN .....	1	1		
6	83526-KPL-900	STOPPER, STEP RUBBER .....	1	1		
7	83530-KRP-900	STEP COMP., SARI .....	1	1		
8	92201-08045-0A	BOLT, HEX., 8X45 .....	2	2		
9	94050-08000	NUT, FLANGE, 8MM .....	2	2		
10	94103-08800	WASHER, PLAIN, 8MM .....	2	2		
11	94305-30142	PIN, SPRING, 3X14 .....	1	1		
12	94305-30282	PIN, SPRING, 3X28 .....	1	1		







# PART NO. INDEX

Part Number	Address	Page	Ref.	Part Number	Address	Page	Ref.	Part Number	Address	Page	Ref.	Part Number	Address	Page	Ref.
93892-05012-18	E6	47	22		G15	78	6	96001-06022-00	D9	34	11				
93892-05016-08	D11	36	8		G16	79	17	96001-06025-07	D1	26	10				
93901-24410	G13	76	9	95701-06014-00	D3	28	22	96001-06028-00	D4	29	25				
93901-34120	D10	35	8	95701-06016-00	D9	34	10	96001-06035-00	D11	36	9				
93903-24310	G12	75	7		E3	44	17		D12	37	8				
93903-25280	H6	85	16	95701-06016-08	G16	79	18	96001-06075-00	D12	37	9				
93903-25380	D1	26	9	95701-06018-00	D4	29	23	96100-62010-00	D16	41	9				
	F2	49	14	95701-06020-08	G8	71	11		E3	44	11				
	F9	56	12	95701-06022-00	D7	32	10	96100-62020-00	E3	44	12				
	F10	57	10		E2	43	12	96100-63010-00	E1	42	15				
	H6	85	17	95701-06025-00	F9	56	14	96211-05000	F15	62	23				
93903-25480	G7	70	14	95701-06030-00	D16	41	13	96220-30168	D10	35	9				
	G14	77	11	95701-06035-00	G2	65	19	96600-06016-00	D9	34	12				
93903-25580	H6	85	18	95701-06040-00	E1	42	14								
93903-34120	D12	37	7	95701-06055-00	E2	43	13	98000							
93903-34380	F10	57	11	95701-06080-00	E2	43	14								
	F13	60	19	95701-06100-00	D4	29	24	98200-31000	H1	80	19				
93903-34480	F6	53	9	95701-06115-00	E2	43	15	98200-31500	H1	80	20				
	G5	68	14	95701-08012-00	E3	44	18								
93903-35280	G13	76	10	95701-08025-07	G10	73	14	99000							
				95702-06012-00	G16	79	16								
94000				95702-06012-08	G5	68	16	99101-GCK-0850	E6	47	25				
					G8	71	10	99101-KSS-0880	E6	47	25				
94030-12200	D15	40	24		G15	78	6	99103-KWP-0350	E6	47	26				
94030-14200	D13	38	19		G16	79	17								
94050-06000	D3	28	21	95702-06014-00	D4	29	22								
	G5	68	15	95702-06016-00	D9	34	10								
	G8	71	8		E3	44	17								
94050-06080	F9	56	13	95702-06016-08	H1	80	18								
94050-08000	H7	86	9	95702-06018-00	D4	29	23								
94050-10000	D9	34	9	95702-06020-08	G8	71	11								
94101-06000	F11	58	5	95702-06022-00	D7	32	10								
94101-06700	G9	72	10		E2	43	12								
94102-12000	G10	73	12	95702-06025-00	F9	56	14								
94103-08800	H7	86	10	95702-06030-00	D16	41	13								
94109-12000	E2	43	10	95702-06035-00	G2	65	19								
94201-16150	F11	58	6	95702-06040-00	E1	42	14								
94201-25250	G10	73	13	95702-06055-00	E2	43	13								
94301-08200	E2	43	11	95702-06080-00	E2	43	14								
94305-30142	H7	86	11	95702-06100-00	D4	29	24								
94305-30282	H7	86	12	95702-06115-00	E2	43	15								
				95702-08012-00	E3	44	18								
95000				95702-08025-07	G10	73	14								
				95801-08055-08	F15	62	22								
95002-02070	G6	69	15	95801-10035-00	G11	74	5								
	G8	71	9	95801-10040-07	G9	72	11								
95002-02080	G6	69	16	95801-10055-08	F6	53	10								
95002-02120	D2	27	8	95801-10070-07	G10	73	15								
95002-02130	D2	27	7	95802-08055-08	F15	62	22								
	G7	70	15	95802-10035-00	G11	74	5								
95002-02659	E6	47	23	95802-10040-07	G9	72	11								
95002-50000	G6	69	17	95802-10055-08	F6	53	10								
95005-35280-50	E6	47	24	95802-10070-07	G10	73	15								
95015-32001	G4	67	14												
95015-42000	G4	67	15	96000											
95015-81000	F11	58	7												
95701-06012-00	G16	79	16	96001-06010-00	F5	52	38								
95701-06012-08	G5	68	16	96001-06010-07	G9	72	12								
	G8	71	10	96001-06014-00	D2	27	9								

## PART NAME INDEX

J 1

Part name	Address	Page	Ref.	Part name	Address	Page	Ref.	Part name	Address	Page	Ref.	
<b>[ A ]</b>												
AID KIT, FIRST .....	H3	82	1	BOLT, FLANGE, 10X55 .....	F6	53	10	BOLT, STUD, 7X17 .....	D3	28	13	
ARM ASSY., KICK STARTER .....	G10	73	1	BOLT, FLANGE, 10X70 .....	G10	73	15	BOOT, BRAKE LEVER ROD .....	F5	52	23	
ARM COMP., EX. VALVE ROCKER ..	D5	30	5	BOLT, FLANGE, 5X14 .....	D9	34	6	BOSS, DRIVE FACE .....	D13	38	3	
ARM COMP., FR. BRAKE .....	G2	65	9	BOLT, FLANGE, 6MM .....	F7	54	3	BOX ASSY., LUGGAGE .....	G5	68	10	
ARM COMP., IN. VALVE ROCKER ..	D5	30	4		F9	56	9	BOX COMP., BATTERY .....	G15	78	2	
ARM COMP., RR. BRAKE LOCK ....	F5	52	26	BOLT, FLANGE, 6X10 .....	G14	77	7	BOX SET, INNER .....	H6	85	7	
ARM SET, L. PIVOT .....	F14	61	11		F5	52	38	BOX, C.D.I. UNIT .....	G15	78	9	
ARM SET, R. PIVOT .....	F14	61	9	BOLT, FLANGE, 6X100 .....	G9	72	12	BRACKET COMP., FR. ....	D11	36	4	
ARM, RR. BRAKE .....	G4	67	6	BOLT, FLANGE, 6X100 .....	D4	29	24	BRACKET, L. BRAKE LEVER .....	F4	51	19	
AXLE, FR. WHEEL .....	G3	66	4	BOLT, FLANGE, 6X115 .....	E2	43	15	BRACKET, SIDE STAND .....	G10	73	7	
				BOLT, FLANGE, 6X12 .....	G5	68	16	BULB, HEADLIGHT .....	F1	48	4	
					G8	71	10	BULB, TAIL & STOP LIGHT .....	G13	76	5	
					G15	78	6	BULB, WEDGE BASE .....	F2	49	1	
					G16	79	16					
									G12	75	5	
<b>[ B ]</b>												
BAG, SERVICE BOOK .....	G5	68	8	BOLT, FLANGE, 6X14 .....	D2	27	9	BULB, WINKER .....	G12	75	6	
BALL SET, STEEL, #8X19 .....	F14	61	1		D3	28	22		G13	76	6	
BALL, STEEL, #5 .....	F15	62	23		D4	29	22	BUSH, ENGINE HANGER RUBBER .....	E2	43	2	
BAND COMP., BATTERY .....	G15	78	3	BOLT, FLANGE, 6X16 .....	D9	34	10		E3	44	1	
			8		E3	44	17	BUSH, FR. CUSHION UNDER .....	F16	63	2	
BAND, AIR CLEANER CONNECTING					G16	79	18	BUSH, FR. CUSHION UPPER .....	G1	64	6	
TUBE	G7	70	9		H1	80	18	BUSH, KICK SPINDLE .....	D13	38	12	
BAND, HANDLE BRACKET .....	F4	51	20	BOLT, FLANGE, 6X18 .....	D4	29	23	BUSH, PIVOT ARM .....	F14	61	10	
BAND, L. COVER DUCT .....	H2	81	2		G5	68	12	BUSH, RR. CUSHION RUBBER .....	G11	74	2	
BAR COMP., SIDE STAND .....	G10	73	5	BOLT, FLANGE, 6X20 .....	G8	71	11	BUSH, RR. CUSHION UNDER RUBBER	E3	44	3	
BAR, L. PILLION STEP .....	F11	58	3	BOLT, FLANGE, 6X22 .....	D7	32	10	RUBBER	G11	74	2	
BAR, R. PILLION STEP .....	F11	58	2		D9	34	11					
BASE COMP., RR. ....	G13	76	3		E2	43	12					
BATTERY ASSY. ....	G15	78	1	BOLT, FLANGE, 6X25 .....	D1	26	10					
BEARING, NEEDLE, 20X29X18 ....	D14	39	20		F9	56	14	<b>[ C ]</b>				
BEARING, RADIAL BALL, 6004UU ..	D16	41	10	BOLT, FLANGE, 6X28 .....	D4	29	25	CABLE COMP., CHOKE .....	F4	51	3	
BEARING, RADIAL BALL, 6201 ...	D16	41	9	BOLT, FLANGE, 6X30 .....	D16	41	13	CABLE COMP., L. FR. BRAKE .....	F4	51	13	
					G4	67	10	CABLE COMP., RR. BRAKE .....	F4	51	12	
BEARING, RADIAL BALL, 6201U ..	G3	66	9	BOLT, FLANGE, 6X35 .....	D11	36	9	CABLE COMP., R. FR. BRAKE .....	F4	51	14	
BEARING, RADIAL BALL, 6202 ...	E3	44	11		D12	37	8	CABLE COMP., SPEEDOMETER .....	F2	49	11	
BEARING, RADIAL BALL, 6204 ...	E3	44	12		G2	65	19	CABLE SET, THROTTLE .....	F4	51	1	
BEARING, RADIAL BALL, 6301 ...	E1	42	15	BOLT, FLANGE, 6X40 .....	E1	42	14	CABLE, SEAT LOCK .....	F12	59	4	
BEARING, RADIAL BALL, 6902U ..	D14	39	19	BOLT, FLANGE, 6X55 .....	E2	43	13	CAMSHAFT COMP. ....	D5	30	2	
BELT, DRIVE .....	D14	39	7	BOLT, FLANGE, 6X75 .....	D12	37	9	CAM, FR. BRAKE .....	G2	65	7	
BODY COMP., FRAME .....	H2	81	3	BOLT, FLANGE, 6X80 .....	E2	43	14		G4	67	9	
BOLT-WASHER, 6X12 .....	G5	68	13	BOLT, FLANGE, 8X12 .....	E3	44	18	CAP ASSY., NOISE SUPPRESSOR ...	G16	79	5	
	G6	69	14	BOLT, FLANGE, 8X25 .....	G10	73	14	CAP COMP., FUEL FILLER .....	G6	69	7	
	G14	77	10	BOLT, FLANGE, 8X55 .....	F15	62	22	CAP, CHOKE DUST .....	E5	46	16	
BOLT-WASHER, 6X16 .....	F10	57	8	BOLT, HEAD COVER .....	D2	27	5	CAP, FR. FORK DISTANCE COLLAR ..	F14	61	13	
BOLT-WASHER, 6X20 .....	D1	26	8	BOLT, HEX., 6X20 .....	G16	79	15	CAP, LOCK NUT .....	F3	50	2	
	F5	52	36	BOLT, HEX., 6X30 .....	D10	35	6	CAP, TAPPET ADJUSTING HOLE ....	E3	44	5	
	G9	72	9	BOLT, HEX., 6X35 .....	H6	85	15	CARBURETOR ASSY. ....	E5	46	13	
BOLT-WASHER, 6X25 .....	F10	57	9	BOLT, HEX., 8X32 .....	G1	64	7	CASE COMP. ....	F2	49	6	
BOLT-WASHER, 6X28 .....	F13	60	17		G11	74	4	CASE COMP., MISSION .....	D16	41	2	
BOLT-WASHER, 6X40 .....	G7	70	13	BOLT, HEX., 8X45 .....	H7	86	8	CASE COMP., TRANSMISSION .....	D16	41	2	
BOLT A, STUD, 7X193.5 .....	E2	43	5	BOLT, INNER COVER .....	G13	76	7	CASE SUB ASSY., AIR CLEANER ...	G7	70	4	
BOLT B, STUD, 7X198 .....	E3	44	9		G14	77	8	CASE, BATTERY .....	G15	78	4	
BOLT, ADAPTER, 8MM .....	F3	50	4		G15	78	10	CATCH COMP., SEAT .....	G5	68	6	
BOLT, ADJUSTER .....	F1	48	6	BOLT, KNOCK, 5MM .....	D5	30	14	CHAIN, CAM .....	D7	32	1	
BOLT, DRAIN PLUG, 12MM .....	E2	43	9	BOLT, MAIN STAND SPRING .....	E3	44	8	CHAMBER SET, FLOAT .....	E5	46	4	
BOLT, FLANGE, 10X210 .....	H2	81	7	BOLT, SIDE STAND PIVOT .....	G10	73	10	CIRCLIP, 7MM .....	D14	39	18	
BOLT, FLANGE, 10X238 .....	H2	81	8	BOLT, SOCKET, 6X16 .....	D9	34	12	CIRCLIP, EXTERNAL, 16MM .....	D13	38	18	
BOLT, FLANGE, 10X35 .....	G11	74	5	BOLT, SPECIAL HEX., 6X14 .....	F7	54	4	CIRCLIP, INTERNAL, 28MM .....	D14	39	17	
BOLT, FLANGE, 10X40 .....	G9	72	11	BOLT, STUD, 6X35 .....	D3	28	20	CLAMPER COMP., RR. BRAKE CABLE	D12	37	1	



# PART NAME INDEX

J 2

Part name	Address	Page	Ref.	Part name	Address	Page	Ref.	Part name	Address	Page	Ref.
CLAMPER, THROTTLE CABLE .....	D2	27	3	COVER, C.D.I. UNIT .....	G15	78	7	FAN COMP., COOLING .....	D9	34	1
CLAMPER, WIRE HARNESS .....	D9	34	5	COVER, FR. HANDLE .....	F6	53	3	FENDER B, FR. ....	F7	54	2
CLAMP, BRAKE CABLE .....	F4	51	2	COVER, INNER .....	F9	56	6	FENDER SET, FR. ....	F7	54	1
CLAMP, CANISTER HOSE .....	G8	71	7	COVER, L. BRAKE LEVER BRACKET ..	F4	51	21	FENDER, RR. ....	G14	77	4
CLAMP, TUBE .....	G7	70	12	COVER, L. FLOOR SIDE .....	F10	57	4	FENDER, RR. INNER .....	G14	77	5
	H2	81	11	COVER, L. FR. ....	F8	55	5	FIN, DRIVE FACE .....	D13	38	6
CLIP A, HARNESS .....	G13	76	1	COVER, L. PIVOT .....	F14	61	7	FLOAT SET .....	E5	46	3
CLIP B, HARNESS .....	G13	76	2	COVER, L. SIDE .....	D12	37	2	FLYWHEEL COMP. ....	D9	34	2
CLIP, A.C. GENERATOR CORD ....	D9	34	4	COVER, OIL PUMP .....	E2	43	3	FORK SUB ASSY., FR. ....	F14	61	8
CLIP, BODY .....	D9	34	8	COVER, RR. BRAKE LOCK LEVER ...	F5	52	27	FUEL UNIT .....	G6	69	11
CLIP, BREATHER TUBE .....	G8	71	1	COVER, RR. CENTER LOWER .....	F13	60	12	FUSE, BLADE .....	H1	80	19
CLIP, HEADLIGHT .....	F1	48	5	COVER, RR. CENTER UPPER .....	F13	60	11				20
CLIP, PISTON PIN, 12MM .....	E4	45	5	COVER, RUBBER .....	F1	48	1	[ G ]			
CLIP, SNAP FITTING .....	F9	56	11	COVER, R. FLOOR SIDE .....	F10	57	3	GASKET A, CARBURETOR INSULATOR	D3	28	7
CLIP, TUBE .....	D2	27	7	COVER, R. FR. ....	F8	55	4	GASKET SET .....	E5	46	1
			8	COVER, R. PIVOT .....	F14	61	6	GASKET, AIR FEED PIPE .....	D3	28	11
	E6	47	23	COVER, SEAT LOCK CABLE .....	F13	60	13	GASKET, CYLINDER .....	D8	33	2
	G6	69	15	COVER, SUB AIR CLEANER .....	G14	77	2	GASKET, CYLINDER HEAD .....	D3	28	4
			16	COVER, UNDER .....	F10	57	1	GASKET, CYLINDER HEAD COVER ...	D2	27	4
			17	CRANKCASE COMP., L. ....	E3	44	2	GASKET, EX. PIPE .....	G9	72	1
	G7	70	15	CRANKCASE COMP., R. ....	E2	43	1	GASKET, FLOAT CHAMBER .....	E5	46	18
	G8	71	9	CRANKSHAFT COMP. ....	E4	45	1	GASKET, TENSIONER LIFTER .....	D7	32	5
CLIP, VALVE GUIDE .....	D3	28	3	CUSHION ASSY., L. FR. ....	G1	64	5	GASKET, TRANSMISSION CASE .....	D16	41	3
COCK ASSY., FUEL .....	G6	69	1	CUSHION ASSY., RR. ....	G11	74	1	GAUGE, OIL LEVEL .....	E2	43	4
COIL ASSY., IGNITION .....	G16	79	3	CUSHION ASSY., R. FR. ....	F16	63	1	GEAR COMP., FINAL .....	D16	41	7
COLLAR B, HANDLE SETTING .....	F6	53	7	CUSHION, C.D.I. UNIT .....	G16	79	1	GEAR COMP., KICK DRIVEN .....	D13	38	10
COLLAR, 6X22 .....	H6	85	13	CYLINDER .....	D8	33	1	GEAR, COUNTER .....	D16	41	6
COLLAR, 9.5X10 .....	G9	72	8	C.D.I. UNIT .....	G16	79	2	GEAR, OIL PUMP DRIVEN .....	D10	35	2
COLLAR, AIR CLEANER .....	G7	70	16		H1	80	23	GEAR, SPEEDOMETER .....	G2	65	3
COLLAR, ARM PIVOT .....	F14	61	12	[ D ]				GRIP .....	H3	82	3
COLLAR, BRAKE ARM COVER .....	G2	65	11	DOWEL PIN, 8X20 .....	E2	43	11	GRIP COMP., THROTTLE .....	F4	51	15
COLLAR, CUSHION RUBBER BUSH ..	F16	63	4	DOWEL PIN, SPECIAL, 8X14 .....	D3	28	17	GRIP, L. HANDLE .....	F4	51	16
COLLAR, FR. AXLE DISTANCE ....	G3	66	6		D8	33	3	GRIP, RR. ....	F12	59	6
COLLAR, FR. FENDER .....	F8	55	1		D10	35	7	GROMMET, AIR CLEANER CASE .....	G14	77	6
COLLAR, FR. WHEEL SIDE .....	G3	66	5		D12	37	6	GROMMET, DRAIN HOLE, 25MM .....	D1	26	7
COLLAR, HANDLE SETTING .....	F6	53	2		D16	41	8	GROMMET, SIDE COVER .....	H2	81	6
COLLAR, KICK BOSS .....	D13	38	13	DRIVER, SCREW .....	H3	82	2	GUIDE, CAM CHAIN .....	D7	32	6
COLLAR, PILLION STEP SETTING ..	G7	70	10	DRIVESHAFT .....	D16	41	4	GUIDE, VALVE .....	D3	28	2
COLLAR, RUBBER BUSH .....	F16	63	3	DUCT, L. COVER .....	H2	81	1	[ H ]			
			4	DUST SEAL, 20X32X5 .....	G3	66	10	HANDLE COMP., STEERING .....	F6	53	1
	G11	74	3	DUST SEAL, 41X60X7 .....	G2	65	17	HARNESS COMP., STARTING MOTOR ..	D11	36	5
COLLAR, SEAL .....	D14	39	13	DUST SEAL, BRAKE CAM .....	G2	65	6	HARNESS, WIRE .....	G16	79	7
COLLAR, SIDE STAND .....	G10	73	6	DUST SEAL, STEERING HEAD .....	F14	61	16	HEADLIGHT UNIT .....	F1	48	2
COLLAR, SPRING .....	D14	39	14	[ E ]				HEAD COMP., CYLINDER .....	D3	28	1
COLLAR, TAILLIGHT SETTING ....	D1	26	6	ELEMENT, AIR CLEANER .....	G7	70	1	HINGE, SEAT .....	G5	68	3
COTTER, VALVE .....	D5	30	12	ELEMENT, SUB AIR CLEANER .....	G14	77	1	HOLDER COMP., STARTER PINION ..	D11	36	2
COUNTERSHAFT .....	D16	41	5	EMBLEM, PRODUCT .....	F6	53	4	HOLDER, NEEDLE JET .....	E5	46	19
COVER COMP., CYLINDER HEAD ...	D2	27	2	EQUALIZER COMP. ....	F5	52	25	HOOK, LUGGAGE .....	F13	60	10
COVER COMP., FAN .....	D1	26	1	[ F ]				HORN COMP. ....	G16	79	11
COVER COMP., RR. HANDLE .....	F6	53	11	FACE COMP., MOVABLE DRIVE .....	D13	38	5	HOSE, AIR SUCTION VALVE .....	G8	71	4
COVER SET, FR. TOP .....	F8	55	2	FACE SET, DRIVEN .....	D14	39	8	HOUSING, UNDER THROTTLE .....	F4	51	18
COVER SET, L. BODY .....	F12	59	9	FACE SET, MOVABLE DRIVEN .....	D14	39	9	HOUSING, UPPER THROTTLE .....	F4	51	17
	F13	60	9	FACE, DRIVE .....	D13	38	2				
COVER SET, R. BODY .....	F12	59	8								
COVER SUB ASSY., AIR CLEANER ..	G7	70	7								
COVER, AIR CLEANER DUCT .....	G7	70	6								
COVER, BRAKE ARM .....	G2	65	10								
COVER, CARBURETOR MAINTENANCE	G5	68	9								
COVER, CENTER .....	F12	59	7								

# PART NAME INDEX

J 3

Part name	Address	Page	Ref.	Part name	Address	Page	Ref.	Part name	Address	Page	Ref.
[ I ]											
INDICATOR, FR. BRAKE .....	G2	65	8	NUT, BRAKE ADJUSTING .....	G2	65	15	OUTER COMP., CLUTCH .....	D14	39	1
INNER, INNER BOX .....	H6	85	10	NUT, CAP, 7MM .....	G9	72	7	OUTER, INNER BOX .....	H6	85	3
INSULATOR A, CARBURETOR .....	D3	28	5	NUT, CLIP, 4MM .....	F6	53	6	[ P ]			
INSULATOR B, CARBURETOR .....	D3	28	6		F10	57	6	PACKING, BASE .....	G6	69	12
[ J ]											
JET COMP. ....	E6	47	26	NUT, CLIP, 5MM .....	F13	60	15	PACKING, FUEL FILLER CAP .....	G6	69	8
JET, MAIN, #85 .....	E6	47	25		G13	76	8	PACKING, PROTECTOR .....	G9	72	2
JET, MAIN, #88 .....	E6	47	25		F9	56	10	PANEL SUB COMP., FR. BRAKE .....	G2	65	4
JOINT B, BRAKE ARM .....	G4	67	14	NUT, CLIP, 6MM .....	G7	70	11	PIECE SET, SLIDE .....	D13	38	1
JOINT, BRAKE ARM .....	G2	65	13	NUT, FLANGE SPECIAL, 10MM .....	F6	53	5	PINION ASSY., STARTER .....	D11	36	1
JOINT, FUEL TUBE .....	G6	69	6		G3	66	8	PIN A, PILLION STEP .....	F11	58	7
[ K ]											
KEY SET, INNER BOX .....	H6	85	11		G4	67	11	PIN A, SARI STEP .....	H7	86	3
KEY & SCREW SET .....	G16	79	9	NUT, FLANGE SPECIAL, 12MM .....	G2	65	16	PIN B, SARI STEP .....	H7	86	4
KEY, BLANK .....	G16	79	10	NUT, FLANGE SPECIAL, 6MM .....	F14	61	19	PIN, HINGE .....	G5	68	11
KEY, SEAT LOCK .....	F12	59	3	NUT, FLANGE SPECIAL, 8MM .....	F14	61	20	PIN, INNER BOX LID .....	H6	85	9
KEY, WOODRUFF .....	E4	45	6	NUT, FLANGE, 10MM .....	D9	34	9	PIN, PISTON .....	E4	45	4
[ L ]											
LABEL, AIR CLEANER ELEMENT					G3	66	8	PIN, ROLLER GUIDE .....	D14	39	10
NOTICE	H4	83	2	NUT, FLANGE, 12MM .....	D9	34	9	PIN, SPLIT, 1.6X15 .....	F11	58	6
LABEL, DRIVE .....	H4	83	3		G3	66	8	PIN, SPLIT, 2.5X25 .....	G10	73	13
LABEL, TIRE .....	H4	83	1	NUT, FLANGE, 14MM .....	D13	38	19	PIN, SPRING, 3X14 .....	H7	86	11
LENS .....	F2	49	5	NUT, HEX., 16MM .....	G4	67	12	PIN, SPRING, 3X28 .....	H7	86	12
LEVER, L. STEERING HANDLE .....	F5	52	24	NUT, HEX., 5MM .....	F5	52	35	PIPE COMP., AIR FEED .....	D3	28	10
LEVER, R. STEERING HANDLE .....	F4	51	22	NUT, HEX., 7MM .....	D3	28	14	PIPE COMP., IN. ....	D3	28	8
LID, INNER BOX .....	H6	85	8	NUT, RR. FENDER .....	G14	77	9	PISTON .....	E4	45	3
LIFTER ASSY., TENSIONER .....	D7	32	3	NUT, SPECIAL, 28MM .....	D14	39	15	PIVOT, CAM CHAIN TENSIONER .....	D7	32	4
LINK SUB ASSY., ENGINE HANGER	H2	81	5	NUT, STEERING STEM LOCK .....	F14	61	5	PLATE COMP., DRIVE .....	D14	39	2
LOCK NUT, R. MIRROR .....	F3	50	5	NUT, TAPPET ADJUSTING .....	D5	30	15	PLATE SET, VALVE .....	E5	46	8
[ M ]											
MARK .....	H5	84	2	NUT, U, 5MM .....	F13	60	14	PLATE, CLUTCH SIDE .....	D14	39	3
MARK, BODY COVER .....	H5	84	3	[ O ]				PLATE, L. COVER .....	D12	37	3
MARK, HET .....	H5	84	4	OIL SEAL, 14X20X3.2 .....	D16	41	11	PLATE, OIL SEAL STOPPER .....	E3	44	4
MARK, HONDA .....	H5	84	1	OIL SEAL, 16X26X7 .....	E2	43	6	PLATE, PILLION STEP SIDE .....	F11	58	4
METER ASSY., SPEED .....	F2	49	3	OIL SEAL, 20X32X6.2 .....	E3	44	15	PLATE, RAMP .....	D13	38	8
METER COMP., SPEED & FUEL .....	F2	49	4	OIL SEAL, 20.8X53X6 .....	E3	44	14	PLATE, SARI STEP .....	H7	86	2
MIRROR ASSY., L. BACK .....	F3	50	3	OIL SEAL, 27X42X7 .....	D16	41	12	PLATE, STAY .....	E5	46	14
MIRROR ASSY., R. BACK .....	F3	50	1	OIL SEAL, 34X39X3 .....	D15	40	21	PLUG, END .....	H2	81	10
MOTOR UNIT, STARTER .....	D11	36	3	O-RING .....	D11	36	6	PLUG, SPARK .....	D3	28	12
MUFFLER ASSY., EX. ....	G9	72	4		E5	46	11	PROTECTOR, EX. PIPE .....	G9	72	6
MUFFLER COMP., EX. ....	G9	72	4	O-RING, 15.2X1.5 .....	D7	32	8	PROTECTOR, MUFFLER .....	G9	72	5
[ N ]											
NEEDLE SET, JET .....	E5	46	2	O-RING, 18X3 .....	E2	43	7	PUMP ASSY., OIL .....	D10	35	1
NUT B, BRAKE ROD ADJUSTING .....	G4	67	15	O-RING, 1.5X9.5 .....	D7	32	9	[ R ]			
NUT SET, SQUARE .....	E5	46	9	O-RING, 25X2.4 .....	D3	28	18	RACE, STEERING BOTTOM BALL .....	F14	61	4
				O-RING, 25.5X1.9 .....	D3	28	19	RACE, STEERING BOTTOM CONE .....	F14	61	15
				O-RING, 30.8MM .....	E3	44	16	RACE, STEERING TOP CONE .....	F14	61	14
				O-RING, 38.5X2 .....	D15	40	23	RACE, STEERING UPPER BALL .....	F14	61	3
				O-RING, 64X2 .....	E2	43	8	RACK SET, INNER .....	H6	85	4
				O-RING, 8.5X1.5 .....	F2	49	13	RACK, INNER .....	H6	85	2
				O-RING, PINION CAP .....	D15	40	22	RATCHET, STARTER .....	D13	38	4
								RECTIFIER COMP., REGULATE .....	G16	79	6
								REFLECTOR, FR. SIDE REFLEX .....	F14	61	2
								REFLECTOR, REFLEX .....	F12	59	1
								RELAY COMP., STARTER .....	G16	79	12
								RELAY COMP., WINKER .....	F2	49	9
								RETAINER, FUEL UNIT .....	G6	69	13
								RETAINER, VALVE SPRING .....	D5	30	10
								RING SET, PISTON .....	E4	45	2



# PART NAME INDEX

J 4

Part name	Address	Page	Ref.	Part name	Address	Page	Ref.	Part name	Address	Page	Ref.
ROLLER SET, WEIGHT .....	D13	38	7	SCREW, TAPPING, 5X16 .....	F9	56	12	STAY, WIRE .....	E5	46	15
ROLLER, 3X16.8 .....	D10	35	9	SCREW, TAPPING, 5X20 .....	F10	57	10	STEP ASSY., SARI .....	H7	86	1
ROLLER, GUIDE .....	D14	39	11	SCREW, TAPPING, 5X20 .....	H6	85	17	STEP COMP., SARI .....	H7	86	7
ROTOR SET, OIL PUMP .....	D10	35	10	SCREW, TAPPING, 5X25 .....	G7	70	14	STEP, FLOOR .....	F10	57	2
RUBBER A, BATTERY .....	G15	78	5	SCREW, TAPPING, 5X25 .....	G14	77	11	STOPPER, EQUALIZER .....	F5	52	29
RUBBER A, JOINT .....	G1	64	6	SEAL, AIR CLEANER COVER .....	H6	85	18	STOPPER, RUBBER .....	D12	37	5
RUBBER, CLUTCH DAMPER .....	D14	39	6	SEAL, DRIVEN FACE, 34X39X3 .....	G7	70	2	STOPPER, STEP RUBBER .....	H7	86	6
RUBBER, IN. PIPE SEAL .....	D3	28	9	SEAL, INNER BOX .....	D15	40	21	STRIPE, L. BODY COVER .....	H5	84	7
RUBBER, KEY CYLINDER .....	F9	56	7	SEAL, OUTER INNER .....	H6	85	5	STRIPE, R. BODY COVER .....	H5	84	5
RUBBER, LINK STOPPER .....	H2	81	4	SEAL, PIVOT ARM .....	H6	85	6	SUSPENSION, STARTER RELAY .....	G16	79	13
RUBBER, MOUNTING .....	D1	26	5	SEAL, SHROUD .....	F14	61	21	SUSPENSION, WINKER RELAY .....	F2	49	10
RUBBER, PILLION STEP .....	D2	27	6	SEAL, SUB AIR CLEANER .....	D1	26	3	SWITCH ASSY. SET, COMBINATION	H1	80	22
RUBBER, PROTECTOR PACKING .....	F11	58	1	SEAL, VALVE STEM .....	G14	77	3	SWITCH ASSY., FR. STOP .....	F4	51	10
RUBBER, SEAL .....	G9	72	3	SEAT COMP., DOUBLE .....	D5	30	1	SWITCH ASSY., THROTTLE .....	E5	46	10
RUBBER, SEAT SETTING .....	G5	68	1	SEAT, VALVE SPRING .....	G5	68	2	SWITCH UNIT, DIMMER .....	F4	51	7
RUBBER, STARTER PINION HOLDER	G5	68	5	SHAFT COMP., OIL PUMP .....	D5	30	11	SWITCH UNIT, HORN .....	F4	51	8
RUBBER, TAILLIGHT MOUNTING ...	D12	37	4	SHAFT, EX. ROCKER ARM .....	D5	30	6	SWITCH UNIT, LIGHTING .....	F4	51	5
	F9	56	8	SHAFT, MAIN STAND .....	D5	30	6	SWITCH UNIT, STARTER .....	F4	51	6
				SHOE SET, BRAKE .....	G10	73	3	SWITCH UNIT, WINKER .....	F4	51	9
[ S ]				SHROUD, EX. .....	G2	65	1				
SCREEN SET, FUEL STRAINER .....	G6	69	2	SHROUD, IN. .....	G4	67	1	[ T ]			
SCREEN, OIL FILTER .....	E3	44	6	SHROUD, IN. .....	D1	26	4	TANK COMP., FUEL .....	G6	69	3
SCREW-WASHER, 3X22 .....	F2	49	8	SOCKET COMP. .....	D1	26	2	TENSIONER, CAM CHAIN .....	D7	32	2
SCREW-WASHER, 4X10 .....	E5	46	20	SOCKET COMP., L. FR. WINKER ...	F2	49	7	TIRE .....	G3	66	2
SCREW-WASHER, 4X18 .....	E6	47	21	SOCKET COMP., R. FR. WINKER ...	G13	76	4	TRAY, FUEL .....	G4	67	4
SCREW-WASHER, 4X6 .....	D11	36	7	SPACER, IGNITION COIL .....	G12	75	3	TUBE .....	F1	48	3
SCREW-WASHER, 5X12 .....	E6	47	22	SPANNER, 12X14 .....	G12	75	1	TUBE COMP., FUEL .....	G6	69	9
SCREW-WASHER, 5X16 .....	D11	36	8	SPEEDOMETER ASSY. .....	G16	79	4	TUBE COMP., VACUUM .....	G6	69	10
SCREW-WASHER, SPECIAL, 4X10 ..	F6	53	8	SPINDLE COMP., KICK STARTER ...	H3	82	4	TUBE, 3.5X280 .....	E6	47	24
SCREW SET .....	F2	49	12	SPRING ASSY., MAIN STAND .....	F2	49	3	TUBE, AIR CLEANER CONNECTING ..	G7	70	8
	E5	46	5	SPRING, BRAKE ARM RETURN .....	D13	38	11	TUBE, AIR CLEANER DRAIN .....	G7	70	5
SCREW, FLAT, 5X12 .....	F13	60	18	SPRING, BRAKE CABLE END .....	G10	73	4	TUBE, AIR SUCTION VALVE .....	G8	71	3
SCREW, FLAT, 6X12 .....	G16	79	14	SPRING, BRAKE LOCK ARM RETURN ..	G2	65	12	TUBE, BREATHER .....	D2	27	1
SCREW, FORK COVER .....	F14	61	18	SPRING, BRAKE LEVER RETURN .....	G2	65	14	TUBE, DRAIN .....	G7	70	3
SCREW, HANDLE LEVER PIVOT .....	F5	52	31	SPRING, BRAKE LOCK ARM RETURN ..	F5	52	30	TUBE, FUEL DRAIN .....	G6	69	5
				SPRING, CLUTCH .....	F5	52	39	TUBE, MISSION BREATHER .....	D16	41	1
				SPRING, DELAY .....	D14	39	12				
				SPRING, DRIVEN FACE .....	D14	39	12	[ V ]			
				SPRING, FR. BRAKE SHOE .....	G2	65	5	VALVE ASSY., AIR SUCTION .....	G8	71	2
SCREW, PAN, 4X25 .....	H2	81	12	SPRING, KICK DRIVEN GEAR .....	G4	67	8	VALVE COMP., FLOAT .....	E5	46	17
SCREW, PAN, 5X10 .....	G2	65	18	SPRING, KICK RETURN .....	D13	38	9	VALVE SET, THROTTLE .....	E5	46	6
SCREW, PAN, 5X11.5 .....	F10	57	7	SPRING, LOCK KEY SETTING .....	D13	38	14	VALVE, EX. .....	D5	30	8
	F13	60	16	SPRING, OIL FILTER SCREEN .....	F12	59	2	VALVE, IN. .....	D5	30	7
SCREW, PAN, 5X12 .....	F5	52	37	SPRING, RR. BRAKE ARM .....	H6	85	1	VALVE, RIM .....	G3	66	3
SCREW, PAN, 5X13 .....	F5	52	34	SPRING, SEAT CATCH .....	H6	85	1		G4	67	5
SCREW, PAN, 6X6 .....	D7	32	7	SPRING, SIDE STAND .....	E3	44	7	[ W ]			
SCREW, TAPPET ADJUSTING .....	D5	30	13	SPRING, STEP RETURN .....	G4	67	7	WASHER, 10MM .....	D9	34	7
SCREW, TAPPING, 4X12 .....	F10	57	11	SPRING, VALVE .....	G5	68	7	WASHER, 12.2X29X2.5 .....	D14	39	16
	F13	60	19	SPROCKET, CAM .....	G10	73	2				
	G12	75	7	STAND COMP., MAIN .....	G10	73	2				
SCREW, TAPPING, 4X16 .....	F6	53	9	STAND SET, SIDE .....	G10	73	9				
	G5	68	14	STATOR COMP. .....	D9	34	3				
	G13	76	9	STAY, AIR SUCTION VALVE .....	D9	34	3				
SCREW, TAPPING, 4X8 .....	D10	35	8	STAY, FR. NUMBER PLATE .....	G8	71	6				
	D12	37	7	STAY, HOOK LUGGAGE .....	F8	55	3				
SCREW, TAPPING, 5X12 .....	G13	76	10	STAY, SEAT LOCK .....	G5	68	4				
	H6	85	16		F12	59	5				
SCREW, TAPPING, 5X16 .....	D1	26	9								
	F2	49	14								

# PART NAME INDEX

**J 5**

Part name	Address	Page	Ref.	Part name	Address	Page	Ref.	Part name	Address	Page	Ref.
WASHER, 16MM .....	G4	67	13								
WASHER, 6MM .....	D3	28	16								
WASHER, 7.2X16X2.5 .....	D3	28	15								
WASHER, DRAIN PLUG, 12MM .....	E2	43	10								
WASHER, KICK SPINDLE .....	D13	38	17								
WASHER, LOCK, 6MM .....	F1	48	7								
WASHER, PLAIN, 12MM .....	G10	73	12								
WASHER, PLAIN, 6MM .....	F11	58	5								
	G9	72	10								
WASHER, PLAIN, 8MM .....	H7	86	10								
WASHER, SEALING, 8MM .....	E3	44	10								
WASHER, SPECIAL, 14MM .....	D13	38	16								
WASHER, SPECIAL, 8MM .....	G1	64	8								
WASHER, SPEEDOMETER GEAR .....	G2	65	2								
WASHER, STEERING HEAD DUST SEAL	F14	61	17								
WASHER, THRUST, 10MM .....	D13	38	15								
WEIGHT SET, CLUTCH .....	D14	39	5								
WHEEL SUB ASSY., FR. ....	G3	66	7								
WHEEL SUB ASSY., RR. ....	G4	67	2								
WINKER COMP., L. FR. ....	G12	75	4								
WINKER COMP., R. FR. ....	G12	75	2								
WRENCH, PLUG .....	H3	82	5								

---

**1**

**FOREWORD INDEX**

---

**2**

**ENGINE GROUP**

---

**3**

**FRAME GROUP**

---

**4**

**PART NUMBER INDEX**

---

**5**

**PART NAME INDEX**

---

**HONDA**  
The Power of Dreams



# PARTS CATALOGUE NEWS

Honda Motor Co., Ltd.  
Service Division Service Technology

## PARTS CATALOGUE - CORRECTED

Printed in Japan

CODE NO.	18K32ED2
PARTS CATALOGUE NEWS	SCV110H SCV110HE/F
NEWS NO.	001

(ID-KD)K32

Block No.	Ref. No.	Note	Part No.	Description	Reqd. QTY		Serial No.	Parts catalogue code
					SCV110H	E F		
F-42	3	E	50100-K32-900	*PARTS NO. DELETION				
		T	50100-K32-901	BODY COMP., FRAME .....	1	1		

NOTE A:PART NO. CHANGE D:NEWLY PROVIDED E:PART NO. DELETION K:REQUIRED NO. CORRECTION L:APPLICATION SERIAL NO. CORRECTION  
M:PART DESCRIPTION CORRECTION T:APPLICATION CORRECTION Z:REMARKS CHANGE



# PARTS CATALOGUE NEWS

Honda Motor Co., Ltd.  
Service Division Service Technology

## PARTS CATALOGUE - CORRECTED

Printed in Japan

CODE NO.	18K32ED2
PARTS CATALOGUE NEWS	SCV110H SCV110HE/F
NEWS NO.	002

(ID-KD)K32

Block No.	Ref. No.	Note	Part No.	Description	Reqd. QTY SCV110H E F	Serial No.	Parts catalogue code
E-17	8	D	23205-KWP-F00	FACE SET, DRIVEN (F. C. C.).....	1 1		

NOTE A:PART NO. CHANGE D:NEWLY PROVIDED E:PART NO. DELETION K:REQUIRED NO. CORRECTION L:APPLICATION SERIAL NO. CORRECTION  
M:PART DESCRIPTION CORRECTION T:APPLICATION CORRECTION Z:REMARKS CHANGE



# PARTS CATALOGUE NEWS

Honda Motor Co., Ltd.  
Service Division Service Technology

## PARTS CATALOGUE - CORRECTED

Printed in Japan

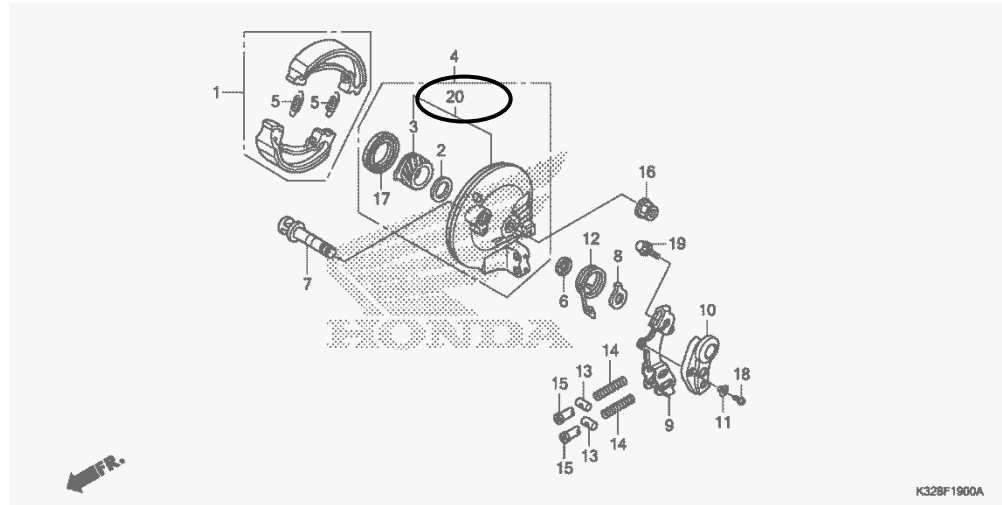
CODE NO.	18K32ED2
PARTS CATALOGUE NEWS	SCV110H SCV110HE/F
NEWS NO.	003

(ID-KD)K32

Block No.	Ref. No.	Note	Part No.	Description	Reqd. QTY	Serial No.	Parts catalogue code
					SCV110H E F		

### F-19 FRONT BRAKE PANEL

Ref. No.	(Relative ref. Number)	Description	FRT
4	(20)	7111D0 PANEL, FRONT BRAKE .....	0.4



F-19	20	D	44820-KWP-900	GEAR SET, SPEEDOMETER.....	1	1
------	----	---	---------------	----------------------------	---	---

NOTE A:PART NO. CHANGE D:NEWLY PROVIDED E:PART NO. DELETION K:REQUIRED NO. CORRECTION L:APPLICATION SERIAL NO. CORRECTION  
M:PART DESCRIPTION CORRECTION T:APPLICATION CORRECTION Z:REMARKS CHANGE



# PARTS CATALOGUE NEWS

Honda Motor Co., Ltd.  
Service Division Service Technology

## PARTS CATALOGUE - CORRECTED

Printed in Japan

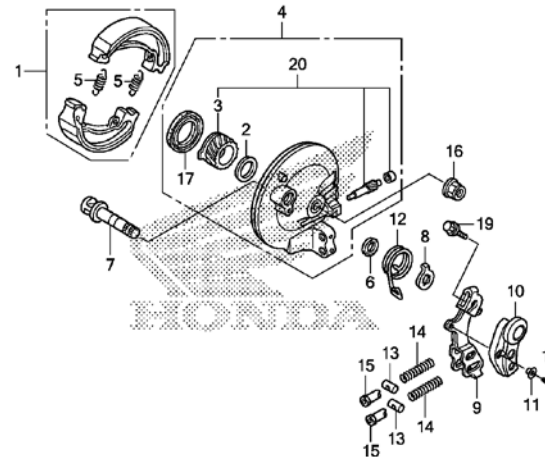
CODE NO.	18K32ED2
PARTS CATALOGUE NEWS	SCV110H SCV110HE/F
NEWS NO.	004

(ID-KD)K32

Block No.	Ref. No.	Note	Part No.	Description	Reqd. QTY SCV110H E F	Serial No.	Parts catalogue code
-----------	----------	------	----------	-------------	-----------------------------	------------	----------------------

### F-19 FRONT BRAKE PANEL

Ref. No.	(Relative ref. Number) Description	FRT
20	7101KO GEAR SET, SPEEDOMETER .....	0.4



K328F1900B

F-19	20	T	44820-KWP-900	GEAR SET, SPEEDOMETER.....	1	1
------	----	---	---------------	----------------------------	---	---

NOTE A:PART NO. CHANGE D:NEWLY PROVIDED E:PART NO. DELETION K:REQUIRED NO. CORRECTION L:APPLICATION SERIAL NO. CORRECTION  
M:PART DESCRIPTION CORRECTION T:APPLICATION CORRECTION Z:REMARKS CHANGE





# PARTS CATALOGUE NEWS

Honda Motor Co., Ltd.  
Service Division Service Technology

## PARTS CATALOGUE - CORRECTED

Printed in Japan

CODE NO.	18K32ED2
PARTS CATALOGUE NEWS	SCV110H SCV110HE/F
NEWS NO.	005

(ID-KD)K32

Block No.	Ref. No.	Note	Part No.	Description	Reqd. QTY		Serial No.	Parts catalogue code
					SCV110H	E F		
F-26	3	E	17500-KWP-900	*PARTS NO. DELETION*				
		E	17500-KWP-E00	*PARTS NO. DELETION*				
		A	17500-KWP-305	TANK COMP., FUEL.....	1	1		

NOTE A:PART NO. CHANGE D:NEWLY PROVIDED E:PART NO. DELETION K:REQUIRED NO. CORRECTION L:APPLICATION SERIAL NO. CORRECTION  
M:PART DESCRIPTION CORRECTION T:APPLICATION CORRECTION Z:REMARKS CHANGE



# PARTS CATALOGUE NEWS

Honda Motor Co., Ltd.  
Service Division Service Technology

## PARTS CATALOGUE - CORRECTED

Printed in Japan

CODE NO.	18K32ED2
PARTS CATALOGUE NEWS	SCV110H SCV110HE/F
NEWS NO.	006

(ID-KD)K32

Block No.	Ref. No.	Note	Part No.	Description	Reqd. QTY		Serial No.	Parts catalogue code
					SCV110H E	F		
E-17-10	9	T	96100-62010-00	BEARING, RADIAL BALL, 6201....	1	1		
E-19-20	11	T	96100-62010-00	BEARING, RADIAL BALL, 6201....	1	1		
	12	T	96100-62020-00	BEARING, RADIAL BALL, 6202....	1	1		

NOTE A:PART NO. CHANGE D:NEWLY PROVIDED E:PART NO. DELETION K:REQUIRED NO. CORRECTION L:APPLICATION SERIAL NO. CORRECTION  
M:PART DESCRIPTION CORRECTION T:APPLICATION CORRECTION Z:REMARKS CHANGE

March 11, 2016



# PARTS CATALOGUE NEWS

Honda Motor Co., Ltd.  
Service Division Service Technology

Printed in Japan

CODE NO.	18K32ED2
PARTS CATALOGUE NEWS	SCV110H SCV110HE/F
NEWS NO.	007

(ID-KD)K32

## NEW MODEL SCV110HH-4ID, 5ID TYPES COMPONENT PARTS-MARKETED

This Parts News lists SCV110HH-4ID, 5ID types parts exclusively and is based on SCV110HF-ID, 3ID types listed on the SCV110HE/F Parts Catalogue.

All other parts not listed herein are the same as SCV110HF-ID, 3ID types parts.

Model	Parts catalogue code	Type	Applicable engine serial No.	Applicable frame serial No.	Applicable carburetor serial No.
SCV110HH	4ID	India			PB5TD A
	5ID				

## PARTS CATALOGUE NEWS

BOOKNo. :18K32ED2

## SCV110H (SCV110Hh).....4ID

No.	MODEL		SCV110HH							
	COLOR		Candy jazzy blue B-221C	Black NH-1	Pearl amazing white NH-B63P	Pearl trance yellow Y-220P	Applicable model		Applicable block No.	Ref. No.
	CODE		B221	NH1	NHB63	Y220	Initial applicable model	Final applicable model		
	Name of colored parts	Basic part No.								
1	COVER COMP., RR. HANDLE	53250-K32-F20	ZB	ZB	ZB	ZB			F-9	11
2	COVER SET, FR. TOP	64300-K32-630	ZD	ZA	ZC	ZB			F-12	2
3	COVER SET, L. BODY	83200-K32-630	ZD	ZA	ZC	ZB			F-15	9
4	COVER SET, R. BODY	83100-K32-630	ZD	ZA	ZC	ZB			F-15	8
5	COVER, CENTER	80151-K32-F20	ZB	ZB	ZB	ZB			F-15	7
6	COVER, FR. HANDLE	53205-K32-900	ZK	ZF	ZG	ZH			F-9	3
7	COVER, INNER	81131-K32-F20	ZB	ZB	ZB	ZB			F-12	6
8	COVER, L. FLOOR SIDE	64330-K32-900	ZK	ZF	ZG	ZH			F-14	4
9	COVER, L. FR.	64305-K32-900	ZK	ZF	ZG	ZH			F-12	5
10	COVER, R. FLOOR SIDE	64320-K32-900	ZK	ZF	ZG	ZH			F-14	3
11	COVER, R. FR.	64304-K32-900	ZK	ZF	ZG	ZH			F-12	4
12	FENDER SET, FR.	61000-K32-630	ZD	ZA	ZC	ZB			F-11	1
13	GRIP, RR.	77300-K32-900	ZA	ZA	ZA	ZA			F-15	6
14	MARK	86611-K32-900	ZB	ZB	ZA	ZA			F-48	2
15	MARK, BODY COVER	86832-K32-F00	ZB	ZA	ZB	ZB			F-48	3
16	MARK, HET	86833-KWP-D00	ZA	ZA	ZA	ZA			F-48	4
17	MARK, HONDA	86101-K32-900	ZB	ZB	ZA	ZA			F-48	1
18	SEAT COMP., DOUBLE	77200-K32-F01	ZA	ZA	ZA	ZA			F-24	2
19	STEP, FLOOR	64310-K32-F20	ZB	ZB	ZB	ZB			F-14	2
20	STRIPE, L. BODY COVER	86836-K32-630	ZB	-	-	ZA			F-48	7
21	STRIPE, L. BODY COVER	86836-K32-F00	-	ZA	ZC	-			F-48	7
22	STRIPE, R. BODY COVER	86835-K32-630	ZB	-	-	ZA			F-48	5
23	STRIPE, R. BODY COVER	86835-K32-F00	-	ZA	ZC	-			F-48	5

## PARTS CATALOGUE NEWS

BOOKNo. :18K32ED2

## SCV110H (SCV110Hh).....5ID

No.	MODEL		SCV110HH						
	COLOR		Pearl amazing w hite NH-B63P	Orchid purple metallic P-105M	Imperial red metallic R-355M	Applicable model		Applicable block No.	Ref. No.
	CODE					Initial applicable model	Final applicable model		
	Name of colored parts	Basic part No.	NHB63V	P105	R355				
1	COVER COMP., RR. HANDLE	53250-K32-F20	ZA	ZB	ZB			F-9	11
2	COVER SET, FR. TOP	64300-K32-640	ZC	ZB	ZA			F-12	2
3	COVER SET, L. BODY	83200-K32-640	ZC	ZB	ZA			F-15	9
4	COVER SET, R. BODY	83100-K32-640	ZC	ZB	ZA			F-15	8
5	COVER, CENTER	80151-K32-F20	ZA	ZB	ZB			F-15	7
6	COVER, FR. HANDLE	53205-K32-900	ZG	ZE	ZJ			F-9	3
7	COVER, INNER	81131-K32-F20	ZA	ZB	ZB			F-12	6
8	COVER, L. FLOOR SIDE	64330-K32-900	ZG	ZE	ZJ			F-14	4
9	COVER, L. FR.	64305-K32-900	ZG	ZE	ZJ			F-12	5
10	COVER, R. FLOOR SIDE	64320-K32-900	ZG	ZE	ZJ			F-14	3
11	COVER, R. FR.	64304-K32-900	ZG	ZE	ZJ			F-12	4
12	FENDER SET, FR.	61000-K32-640	ZC	ZB	ZA			F-11	1
13	GRIP, RR.	77300-K32-900	ZA	ZA	ZA			F-15	6
14	MARK	86611-K32-900	ZA	ZB	ZB			F-48	2
15	MARK, BODY COVER	86832-K32-F00	ZB	ZB	ZB			F-48	3
16	MARK, HET	86833-KWP-D00	ZA	ZA	ZA			F-48	4
17	MARK, HONDA	86101-K32-900	ZA	ZB	ZB			F-48	1
18	SEAT COMP., DOUBLE	77200-K32-F01	ZA	ZA	ZA			F-24	2
19	STEP, FLOOR	64310-K32-F20	ZA	ZB	ZB			F-14	2
20	STRIPE, L. BODY COVER	86836-K32-640	-	-	ZA			F-48	8
21	STRIPE, L. BODY COVER	86836-K32-F20	ZB	ZA	-			F-48	8
22	STRIPE, R. BODY COVER	86835-K32-640	-	-	ZA			F-48	6
23	STRIPE, R. BODY COVER	86835-K32-F20	ZB	ZA	-			F-48	6

## PARTS CATALOGUE NEWS

BOOKNo. :18K32ED2

Block No.	Ref. No.	Part No.	Description	Reqd. QTY				Base Part No.	Parts catalogue code
				E	F	H	SCV110H		
E-11	3	15135-KWP-F00	SHAFT COMP., OIL PUMP.....	-	-	1	-	15135-KVY-900	41D, 51D
E-17	9	23224-KWP-D01	FACE SET, MOVABLE DRIVEN (F. C. C.)	-	-	1	-	23224-KWP-D00	41D, 51D
	20	91109-KVY-902	BEARING, NEEDLE, 20X29X18 (SCHAEFFLER)	-	-	1	-	91109-KVY-901	41D, 51D
F-9	3	53205-K32-900ZH	COVER, FR. HANDLE *Y220P*... REARL TRANCE YELLOW	-	-	1	-		41D
		53205-K32-900ZJ	COVER, FR. HANDLE *R355M*... IMPERIAL RED METALLIC	-	-	1	-		51D
		53205-K32-900ZK	COVER, FR. HANDLE *B221C*... CANDY JAZZY BLUE	-	-	1	-		41D
			COVER, FR. HANDLE *R316M*... ALPHA RED METALLIC	-	-	0	-	53205-K32-900ZA	41D
			COVER, FR. HANDLE *RP193M*... AUTUMN BEIGE METALLIC	-	-	0	-	53205-K32-900ZB	41D
F-11	1	61000-K32-630ZA	FENDER SET, FR. (WL) *TYPE4*.....	-	-	1	-	61000-K32-F00ZA	41D
		61000-K32-630ZB	FENDER SET, FR. (WL) *TYPE3*.....	-	-	1	-	61000-K32-F00ZB	41D
		61000-K32-630ZC	FENDER SET, FR. (WL) *TYPE2*.....	-	-	1	-	61000-K32-F00ZC	41D
		61000-K32-630ZD	FENDER SET, FR. (WL) *TYPE1*.....	-	-	1	-	61000-K32-F00ZD	41D
		61000-K32-640ZA	FENDER SET, FR. (WL) *TYPE3*.....	-	-	1	-		51D
		61000-K32-640ZB	FENDER SET, FR. (WL) *TYPE2*.....	-	-	1	-	61000-K32-F20ZA	51D
		61000-K32-640ZC	FENDER SET, FR. (WL) *TYPE1*.....	-	-	1	-	61000-K32-F20ZB	51D
F-12	2	64300-K32-630ZA	COVER SET, FR. TOP (WL) *TYPE4*.....	-	-	1	-	64300-K32-F00ZA	41D

## PARTS CATALOGUE NEWS

BOOKNo. :18K32ED2

Block No.	Ref. No.	Part No.	Description	Reqd. QTY				Base Part No.	Parts catalogue code
				E	SCV110H F	H			
		64300-K32-630ZB	COVER SET, FR. TOP (WL) *TYPE3*.....	-	-	1	-	64300-K32-F00ZB	41D
		64300-K32-630ZC	COVER SET, FR. TOP (WL) *TYPE2*.....	-	-	1	-	64300-K32-F00ZC	41D
		64300-K32-630ZD	COVER SET, FR. TOP (WL) *TYPE1*.....	-	-	1	-	64300-K32-F00ZD	41D
		64300-K32-640ZA	COVER SET, FR. TOP (WL) *TYPE3*.....	-	-	1	-		51D
		64300-K32-640ZB	COVER SET, FR. TOP (WL) *TYPE2*.....	-	-	1	-	64300-K32-F20ZA	51D
		64300-K32-640ZC	COVER SET, FR. TOP (WL) *TYPE1*.....	-	-	1	-	64300-K32-F20ZB	51D
4		64304-K32-900ZH	COVER, R. FR. *Y220P*...REARL TRANCE YELLOW	-	-	1	-		41D
		64304-K32-900ZJ	COVER, R. FR. *R355M*... IMPERIAL RED METALLIC	-	-	1	-		51D
		64304-K32-900ZK	COVER, R. FR. *B221C*..... CANDY JAZZY BLUE	-	-	1	-		41D
			COVER, R. FR. *R316M*... ALPHA RED METALLIC	-	-	0	-	64304-K32-900ZA	41D
			COVER, R. FR. *RP193M*... AUTUMN BEIGE METALLIC	-	-	0	-	64304-K32-900ZB	41D
5		64305-K32-900ZH	COVER, L. FR. *Y220P*...REARL TRANCE YELLOW	-	-	1	-		41D
		64305-K32-900ZJ	COVER, L. FR. *R355M*... IMPERIAL RED METALLIC	-	-	1	-		51D
		64305-K32-900ZK	COVER, L. FR. *B221C*..... CANDY JAZZY BLUE	-	-	1	-		41D
			COVER, L. FR. *R316M*... ALPHA RED METALLIC	-	-	0	-	64305-K32-900ZA	41D

## PARTS CATALOGUE NEWS

BOOKNo. :18K32ED2

Block No.	Ref. No.	Part No.	Description	Reqd. QTY				Base Part No.	Parts catalogue code
				E	F	H	SCV110H		
			COVER, L. FR. *RP193M*. AUTUMN BEIGE METALLIC	-	-	0	-	64305-K32-900ZB	4ID
F-14	3	64320-K32-900ZH	COVER, R. FLOOR SIDE *Y220P*...REARL TRANCE YELLOW	-	-	1	-		4ID
		64320-K32-900ZJ	COVER, R. FLOOR SIDE *R355M* IMPERIAL RED METALLIC	-	-	1	-		5ID
		64320-K32-900ZK	COVER, R. FLOOR SIDE *B221C*.....CANDY JAZZY BLUE	-	-	1	-		4ID
			COVER, R. FLOOR SIDE *R316M*...ALPHA RED METALLIC	-	-	0	-	64320-K32-900ZA	4ID
			COVER, R. FLOOR SIDE *RP193M*. AUTUMN BEIGE METALLIC	-	-	0	-	64320-K32-900ZB	4ID
	4	64330-K32-900ZH	COVER, L. FLOOR SIDE *Y220P*...REARL TRANCE YELLOW	-	-	1	-		4ID
		64330-K32-900ZJ	COVER, L. FLOOR SIDE *R355M* IMPERIAL RED METALLIC	-	-	1	-		5ID
		64330-K32-900ZK	COVER, L. FLOOR SIDE *B221C*.....CANDY JAZZY BLUE	-	-	1	-		4ID
			COVER, L. FLOOR SIDE *R316M*...ALPHA RED METALLIC	-	-	0	-	64330-K32-900ZA	4ID
			COVER, L. FLOOR SIDE *RP193M*. AUTUMN BEIGE METALLIC	-	-	0	-	64330-K32-900ZB	4ID
F-14-10	7	90131-KWP-F00	PIN, PILLION STEP.....	-	-	2	-	95015-81000	4ID, 5ID
F-15	8	83100-K32-630ZA	COVER SET, R. BODY(WL) *TYPE4*.....	-	-	1	-	83100-K32-F00ZA	4ID
		83100-K32-630ZB	COVER SET, R. BODY(WL) *TYPE3*.....	-	-	1	-	83100-K32-F00ZB	4ID
		83100-K32-630ZC	COVER SET, R. BODY(WL) *TYPE2*.....	-	-	1	-	83100-K32-F00ZC	4ID



## PARTS CATALOGUE NEWS

BOOKNo. :18K32ED2

Block No.	Ref. No.	Part No.	Description	Reqd. QTY				Base Part No.	Parts catalogue code
				E	SCV110H F	H			
		83100-K32-630ZD	COVER SET, R. BODY (WL) *TYPE1*.....	-	-	1	-	83100-K32-F00ZD	41D
		83100-K32-640ZA	COVER SET, R. BODY (WL) *TYPE3*.....	-	-	1	-		51D
		83100-K32-640ZB	COVER SET, R. BODY (WL) *TYPE2*.....	-	-	1	-	83100-K32-F20ZA	51D
		83100-K32-640ZC	COVER SET, R. BODY (WL) *TYPE1*.....	-	-	1	-	83100-K32-F20ZB	51D
9		83200-K32-630ZA	COVER SET, L. BODY (WL) *TYPE4*.....	-	-	1	-	83200-K32-F00ZA	41D
		83200-K32-630ZB	COVER SET, L. BODY (WL) *TYPE3*.....	-	-	1	-	83200-K32-F00ZB	41D
		83200-K32-630ZC	COVER SET, L. BODY (WL) *TYPE2*.....	-	-	1	-	83200-K32-F00ZC	41D
		83200-K32-630ZD	COVER SET, L. BODY (WL) *TYPE1*.....	-	-	1	-	83200-K32-F00ZD	41D
		83200-K32-640ZA	COVER SET, L. BODY (WL) *TYPE3*.....	-	-	1	-		51D
		83200-K32-640ZB	COVER SET, L. BODY (WL) *TYPE2*.....	-	-	1	-	83200-K32-F20ZA	51D
		83200-K32-640ZC	COVER SET, L. BODY (WL) *TYPE1*.....	-	-	1	-	83200-K32-F20ZB	51D
F-19	19	95702-06035-00	BOLT, FLANGE, 6X35.....	-	-	1	-		41D, 51D
F-20-30	2		TIRE (DUNLOP) (90/100-10 53J)...	-	-	0	-	42711-KWP-D01	41D, 51D
F-22-30	4		TIRE (DUNLOP) (90/100-10 53J)...	-	-	0	-	42711-KWP-D01	41D, 51D
F-26	15	90651-KWP-F00	CLIP, TUBE (B7).....	-	-	2	-	95002-02070	41D, 51D
	16	90652-KWP-F00	CLIP, TUBE (B8).....	-	-	1	-	95002-02080	41D, 51D
F-28	15	90653-KWP-F00	CLIP, TUBE (B12.5).....	-	-	1	-	95002-02130	41D, 51D
F-28-10	7	90682-KWP-F00	CLAMP, CANISTER HOSE.....	-	-	2	-	90682-SAO-670	41D, 51D
	9	90651-KWP-F00	CLIP, TUBE (B7).....	-	-	2	-	95002-02070	41D, 51D

## PARTS CATALOGUE NEWS

BOOKNo. :18K32ED2

Block No.	Ref. No.	Part No.	Description	Reqd. QTY				Base Part No.	Parts catalogue code
				E	SCV110H F	H			
	11	95702-06020-08	BOLT, FLANGE, 6X20.....	-	-	2	-	41D, 51D	
F-36	1		CUSHION ASSY., RR. (ENDURANCE).	-	-	0	-	52400-KWP-F03 41D, 51D	
	2		BUSH, RUBBER (ENDURANCE).....	-	-	0	-	52495-K23-902 41D, 51D	
	3		COLLAR, RUBBER BUSH (ENDURANCE)	-	-	0	-	52486-K23-902 41D, 51D	
F-48	5	86835-K32-630ZA	STRIPE, R. BODY COVER *TYPE2*.....	-	-	1	-	41D	
		86835-K32-630ZB	STRIPE, R. BODY COVER *TYPE1*.....	-	-	1	-	86835-K32-F00ZD 41D	
			STRIPE, R. BODY COVER *TYPE3*.....	-	-	0	-	86835-K32-F00ZB 41D	
	6	86835-K32-640ZA	STRIPE, R. BODY COVER *TYPE1*.....	-	-	1	-	51D	
	7	86836-K32-630ZA	STRIPE, L. BODY COVER *TYPE2*.....	-	-	1	-	41D	
		86836-K32-630ZB	STRIPE, L. BODY COVER *TYPE1*.....	-	-	1	-	86836-K32-F00ZD 41D	
			STRIPE, L. BODY COVER *TYPE3*.....	-	-	0	-	86836-K32-F00ZB 41D	
	8	86836-K32-640ZA	STRIPE, L. BODY COVER *TYPE1*.....	-	-	1	-	51D	



# PARTS CATALOGUE NEWS

Honda Motor Co., Ltd.  
Service Division Service Technology

## PARTS CATALOGUE - CORRECTED

Printed in Japan

CODE NO.	18K32ED2
PARTS CATALOGUE NEWS	SCV110H SCV110HE/F
NEWS NO.	008

(ID-KD)K32

### Applicable engine frame serial No. -Corrected

Model	Parts catalogue code	Type	Applicable engine serial No.	Applicable frame serial No.	Applicable carburetor serial No.
SCV110He	ID	India	JF48E-0000001~0999999	ME4JF481BD8000001~D8999999	PB5LV A
SCV110Hf	3ID	India	JF48E-1000001~	<b>ME4JF484DF8000001~F8999999</b>	PB5TD A
	ID		JF48E-1000001~	<b>ME4JF483DF8000001~F8999999</b>	
SCV110Hh	4ID	India	<b>JF48E-8-1000001</b>	<b>ME4JF488DG8000001</b>	PB5TD A
	5ID		<b>JF48E-8-1000001</b>	<b>ME4JF489DG8000001</b>	

October 31, 2016



# PARTS CATALOGUE NEWS

Honda Motor Co., Ltd.  
Service Division Service Technology

PARTS CATALOGUE - CORRECTED

Printed in Japan

CODE NO.	18K32ED2
PARTS CATALOGUE NEWS	SCV110H SCV110HE/F
NEWS NO.	009

(ID-KD)

## PARTS CATALOGUE NEWS

BOOKNo. :18K32ED2

## SCV110H (SCV110HE)

No.	MODEL		SCV110HE							
	COLOR		Pearl sunbeam w hite NH-A66P	Exotic purple metallic P-104M	Alpha red metallic R-316M	Autumn beige metallic RP-193M	Applicable model		Applicable block No.	Ref. No.
	CODE		NHA66	P104	R316	RP193	Initial applicable model	Final applicable model		
	Name of colored parts	Basic part No.								
1	COVER SET, FR. TOP	<b>64300-K32-901</b>	ZC	ZA	ZD	ZB			F-12	2
2	COVER SET, L. BODY	83200-K32-901	ZC	ZA	ZD	ZB			F-15	9
3	COVER SET, R. BODY	83100-K32-901	ZC	ZA	ZD	ZB			F-15	8
4	COVER, FR. HANDLE	53205-K32-900	ZD	ZC	ZA	ZB			F-9	3
5	COVER, L. FLOOR SIDE	64330-K32-900	ZD	ZC	ZA	ZB			F-14	4
6	COVER, L. FR.	64305-K32-900	ZD	ZC	ZA	ZB			F-12	5
7	COVER, R. FLOOR SIDE	64320-K32-900	ZD	ZC	ZA	ZB			F-14	3
8	COVER, R. FR.	64304-K32-900	ZD	ZC	ZA	ZB			F-12	4
9	FENDER SET, FR.	61000-K32-900	ZC	ZA	ZD	ZB			F-11	1
10	GRIP, RR.	77300-K32-900	ZA	ZA	ZA	ZA			F-15	6
11	MARK	86611-K32-900	ZA	ZB	ZB	ZB			F-48	2
12	MARK, BODY COVER	86832-K32-900	ZA	ZA	ZA	ZA			F-48	3
13	MARK, HET	86833-KWP-D00	ZA	ZA	ZA	ZA			F-48	4
14	MARK, HONDA	86101-K32-900	ZA	ZB	ZB	ZB			F-48	1
15	SEAT COMP., DOUBLE	77200-K32-901	ZA	ZA	ZA	ZA			F-24	2

NOTE A:PART NO. CHANGE D:NEWLY PROVIDED E:PART NO. DELETION K:REQUIRED NO. CORRECTION L:APPLICATION SERIAL NO. CORRECTION  
M:PART DESCRIPTION CORRECTION T:APPLICATION CORRECTION Z:REMARKS CHANGE

PARTS CATALOGUE NEWS

BOOKNo. :18K32ED2

Block No.	Ref. No.	Note	Part No.	Description	Reqd. QTY			Serial No.	Parts catalogue code
					E	F	H		
E-17	9	E	23224-KWP-D00	*PARTS NO. DELETION					
		A	23224-KWP-D01	FACE SET, MOVABLE DRIVEN (F. C. C.)	1	1	1		

E-19-10	1	E	11100-KWP-D00	*PARTS NO. DELETION					
		A	11100-KWP-D01	CRANKCASE COMP., R. ....	1	1	1		

Block No.	Ref. No.	Note	Part No.	Description	Reqd. QTY			Serial No.	Parts catalogue code
					E	F	H		
F-12	2	E	64300-K32-900ZA	*PARTS NO. DELETION					
		E	64300-K32-900ZB	*PARTS NO. DELETION					
		E	64300-K32-900ZC	*PARTS NO. DELETION					
		E	64300-K32-900ZD	*PARTS NO. DELETION					
		A	64300-K32-901ZA	COVER SET, FR. TOP(WL) *TYPE4*.....	1	-	-		
		A	64300-K32-901ZB	*TYPE3*.....	1	-	-		
		A	64300-K32-901ZC	*TYPE2*.....	1	-	-		
		A	64300-K32-901ZD	*TYPE1*.....	1	-	-		

NOTE A:PART NO. CHANGE D:NEWLY PROVIDED E:PART NO. DELETION K:REQUIRED NO. CORRECTION L:APPLICATION SERIAL NO. CORRECTION  
M:PART DESCRIPTION CORRECTION T:APPLICATION CORRECTION Z:REMARKS CHANGE